

S STANFORD FOOTBALL S

ATHLETIC COMMUNICATIONS Arrillaga Family Sports Center 641 Campus Drive Stanford, CA 94305
 CONTACTS Jim Young (650) 721-1989 | c: (650) 644-8377 | jfyoung@stanford.edu | Niall Adler (650) 725-2959 | c: (714) 331-6412 | nadler@stanford.edu

Stanford Cardinal

11-1 Overall (8-1 Pac-10)

Date	Opponent	Time
Sept. 4	Sacramento State (CSNBA)	W, 52-17
Sept. 11	at UCLA* (ESPN)	W, 35-0
Sept. 18	Wake Forest (ESPN2)	W, 68-24
Sept. 25	at Notre Dame (NBC)	W, 37-14
Oct. 2	at Oregon (4)* (ABC)	L, 31-52
Oct. 9	USC* (ABC)	W, 37-35
Oct. 23	Washington State* (Fox College Sports)	W, 38-28
Oct. 30	at Washington* (Versus)	W, 41-0
Nov. 6	Arizona (13)* (ABC)	W, 42-17
Nov. 13	at Arizona State* (Fox College Sports)	W, 17-13
Nov. 20	at California* (CSNBA/FSN)	W, 48-14
Nov. 27	Oregon State* (Versus)	W, 38-0

Virginia Tech Hokies

11-2 Overall (8-0 ACC)

Date	Opponent	Score
Sept. 6	vs. Boise State	L, 30-33
Sept. 11	James Madison	L, 16-21
Sept. 18	East Carolina	W, 49-27
Sept. 25	at Boston College	W, 19-0
Oct. 2	at North Carolina State (23)	W, 41-30
Oct. 9	Central Michigan	W, 45-21
Oct. 16	Wake Forest	W, 52-21
Oct. 23	Duke	W, 44-7
Nov. 4	Georgia Tech	W, 28-21
Nov. 13	at North Carolina	W, 26-10
Nov. 20	at Miami, Fla. (24)	W, 31-17
Nov. 27	Virginia	W, 37-7
Dec. 4	vs. Florida State (20)	W, 44-33

Pac-10 Standings

	Conference		Overall	
	W	L	W	L
Oregon	9	0	12	0
Stanford	8	1	11	1
USC	5	4	8	5
Washington	5	4	6	6
Arizona	4	5	7	5
Arizona State	4	5	6	6
Oregon State	4	5	6	7
California	3	6	5	7
UCLA	2	7	4	8
Washington State	1	8	2	10



Stanford Heads to Discover Orange Bowl Cardinal to Face ACC Champion Virginia Tech

The Game

The Stanford Cardinal (11-1, 8-1 Pac-10) will make its first ever appearance in the Discover Orange Bowl on Monday, January 3, 2010 when it faces Atlantic Coast Conference champion Virginia Tech Hokies (11-2, 8-0 ACC). Game time is listed at 8:00 p.m. ET at Sun Life Stadium in Miami Gardens, Fla. Both teams enter the game riding impressive win streaks. Stanford won its last seven regular season contests while Virginia Tech reeled off 11 straight wins after opening the season with a pair of losses. Stanford is ranked fifth in both the AP and USA Today Coaches polls, while Virginia Tech is ranked 12th and 11th, respectively.

Television Coverage

The Discover Orange Bowl will be televised by ESPN, with **Mike Tirico** (play-by-play), **Jon Gruden** (analyst), **Ron Jaworski** (analyst) and **Michelle Taffoy** (sidelines) calling the action.

Radio Plans

The Discover Orange Bowl will be carried live on **XTRA Sports 860 AM** with **Dave Flemming** (play-by-play), former Stanford quarterback **Todd Husak** (analysis) and **John Platz** (sidelines) handling the broadcast duties. All broadcasts begin one hour prior to kickoff with the Cardinal Tailgate Show and will conclude with the Cardinal Locker Room Report following the game. Stanford student station KZSU will also broadcast Saturday's game live.

Stanford-Virginia Tech Series

Stanford and Virginia Tech will be meeting for the first time. The two teams played and defeated one common opponent this season (Wake Forest). Stanford is 5-8 all-time against schools that currently make up the Atlantic Coast Conference.

Cardinal Clips

- Finished the regular season with an 11-1 overall record and a 8-1 mark in the Pac-10 Conference... both win totals established new school records.
- Enter the Discover Orange Bowl having won seven straight games, the program's longest winning streak since the 1991 season.
- Have posted back-to-back winning seasons for the first time since 1995 and '96, which is also the last time the program made consecutive bowl appearances.
- Are ranked fifth in both the AP and USA Today Coaches Top 25 polls...checked in at No. 4 in final Bowl Championship Series (BCS) standings...marks Stanford's highest AP ranking since 1970 when it was ranked third early in the season.
- Making its 22nd bowl appearance...are 9-11-1 in previous bowl games...fell to Oklahoma in last year's Brut Sun Bowl...have played two previous bowl games in the state of Florida (1986 Gator Bowl; 1993 Blockbuster Bowl).
- Have tallied a school-record 484 points this season and have scored 30 or more points in all but one game this season...rank second in the Pac-10 and eighth nationally in scoring, averaging 40.33 points per game.
- Lead the nation in third down conversion percentage (57.76), rank ninth nationally in first downs per game (24.75) and 17th nationally in red zone offense (88.11).
- Have allowed just 44 points in last five games, which are the fewest points allowed in a five-game stretch since 1971.
- Of Stanford's 11 wins this season, eight have been in wire-to-wire fashion...have trailed for just 49:18 all season.
- Rank first in the Pac-10 and 11th nationally in scoring defense (17.83)...also rank 24th nationally in total defense (325.7) and are tied for 11th in interceptions (17)...three shutouts on the season are the most since 1969.
- Outscoring opponents 288-78 in the first half, including 145-34 in the first quarter.
- Stanford has punted just 29 times this season, the third fewest attempts in the nation behind Nevada (30) and Boise State (31).
- Heisman Trophy and Davey O'Brien Award candidate **Andrew Luck** ranks first in the the Pac-10 and seventh nationally in passing efficiency at 166.10...he also ranks first in the conference and 16th nationally in total offense (290.75)...Stanford is 19-5 over the last two seasons with Luck as its starting quarterback.
- With 1,023 rushing yards in 12 games this season, **Stepfan Taylor** is the first sophomore running back to rush for 1,000 yards since Darrin Nelson (1,061) in 1978...Cardinal rank second in the conference and 18th nationally in rushing offense (211.0)...rushing total of 2,532 yards is the second highest mark in school history.
- A total of 16 different Stanford players have scored TDs this season.



Head Coach Jim Harbaugh
(Michigan '86)

Year-by-Year Record

Year	Team	Record
2004	San Diego	7-4
2005	San Diego	11-1
2006	San Diego (29-6)	11-1
2007	STANFORD	4-8
2008	STANFORD	5-7
2009	STANFORD	8-5
2010	STANFORD	11-1
Overall		57-27 (7)
at Stanford		28-21 (4)

Coaching Notes

Stanford (2007-Present)

- **2007:** 4-8 (Victories over #2 ranked USC and defending Pac-10 Conference co-champion Cal)
- **2008:** 5-7 (Stanford finishes second in the Pac-10 in rushing offense)
- **2009:** 8-5 (Sun Bowl appearance; 3-0 vs. Top 25 teams).
- **2010:** School-record 11 wins; first ever BCS bowl appearance.

University of San Diego (2004-06)

- **2005:** 11-1 (Division I-AA Mid Major National Champions, Pioneer Football League Champions)
- **2006:** 11-1 (Division I-AA Mid Major National Champions, Pioneer Football League Champions)

Oakland Raiders - QBs Coach (2002-03)

- Oakland reached the 2003 Super Bowl following the 2002 campaign

W. Kentucky - Assistant (1994-2001)

- Served as an NCAA-certified unpaid assistant for his father, Jack, for eight seasons while still playing in the NFL

NFL Playing Career (1987-2001)

- Played for 15 NFL seasons with five different teams, racking up 26,288 passing yards and 129 passing touchdowns while completing 2,305-of-3,918 passes in 177 games and 140 starts
- Selected the AFC Offensive Player of the Year, NFC Comeback Player of the Year and a Pro Bowl selection in 1995 when he led the Indianapolis Colts to the AFC Championship Game
- Member of the Indianapolis Colts Ring of Honor
- Ranks among the NFL's all-time Top 50 in career completions (#35), pass attempts (#39) and passing yards (#48)

College Career (Michigan, 1982-86)

- Threw for 5,449 yards and 31 touchdowns in his career, while completing 387-of-620 passes. Also ran for 12 TDs
- Led Michigan to a 21-3-1 record as a full-time starter in final two collegiate seasons
- First Michigan quarterback to ever throw for over 300 yards in a single game.

Probable Starters

Offense

Pos.	No.	Player	Notes
WR	89	Doug Baldwin	Team's leading receivers with 56 catches for 824 yards
-or-	81	Chris Owusu	Missed the last two regular season games with injury
LT	73	Jonathan Martin	Has started 24 games over last two seasons.
LG	71	Andrew Phillips	Veteran of 35 career starts
C	72	Chase Beeler	AFCA All-America; first team ESPN Academic All-America
RG	52	David DeCastro	Has started each of the last 25 games
RT	53	Derek Hall	Fifth-year senior, first-year starter
TE	88	Konrad Reuland	Has 18 catches for 192 yards
-or-	82	Coby Fleener	Tied for second on team with four TD receptions
QB	12	Andrew Luck	Has thrown a school-record 28 TD passes this year
RB	33	Stepfan Taylor	First sophomore over a 1,000 since Darrin Nelson
FB	48	Owen Marecic	Finalist for William V. Campbell Trophy
WR	8	Ryan Whalen	Stanford's leading career active receiver

Defense

Pos.	No.	Player	Notes
DE	98	Matt Masifilo	31 tackles tops among interior linemen
NT	92	Sione Fua	Has made 30 career starts; 4.5 sacks on year
DE	95	Brian Bulcke	Has 24 tackles on the year
ILB	48	Owen Marecic	AFCA All-American at all-purpose player
ILB	11	Shayne Skov	Team's leading tackler with 72 stops
OLB	44	Chase Thomas	Has 7.5 sacks among his 11.5 TFL
OLB	94	Thomas Keiser	Has 19.5 sacks in 36 career games
LC	9	Richard Sherman	Tied for team lead with four interceptions
RC	27	Johnson Bademosi	Has started eight games at right cornerback
-or-	31	Barry Browning	Has made three starts on the season
SS	26	Delano Howell	Team's fourth leading tackler with 56; four interceptions
FS	3	Michael Thomas	Team's third leading tackler with 57

Specialists

Pos.	No.	Player	Notes
K	39	Nate Whitaker	Is 17-for-19 in field goal tries this season
P	36	Daniel Zychlinski	Averaging 41.8 yards in 27 punt attempts
-or-	39	David Green	Averaging 80 yards in his two punts
LS	56	Zach Nolan	Three-year starter
HLD	36	Daniel Zychlinski	Takes over holding duties from Bo McNally
KR	15	Usua Amanam	Averaging 21.4 yards in 15 returns
-or-	81	Chris Owusu	Averaging 24.7 yards in 17 returns
PR	4	Drew Terrell	Averaging 13.1 yards in 14 returns

Stanford's Statistical Leaders

Rushing

Player	GP	Att.	Yards	Avg.	TD	Avg/G
Stepfan Taylor	12	210	1,023	4.9	15	85.2
Andrew Luck	12	51	438	8.6	3	36.5
Anthony Wilkerson	12	87	409	4.7	3	34.1
Tyler Gaffney	9	58	245	4.2	4	27.2

Passing

Player	GP	Comp.	Att.	Int.	TD	Yards
Andrew Luck	12	245	349	7	28	3,051

Receiving

Player	GP	Rec.	Yards	Avg.	TD	LG
Doug Baldwin	12	56	824	14.7	9	81
Ryan Whalen	10	39	415	10.6	2	30
Stepfan Taylor	12	26	259	10.0	1	59
Chris Owusu	6	24	394	16.4	3	45

Defense

Player	UA-A-T	TFL	SKS	Int.	FR	FF
Shayne Skov	42-30-72	6.5-30	4.5-28	--	1	2
Chase Thomas	47-19-66	11.5-63	7.5-56	1	2	--
Michael Thomas	41-16-57	4.5-15	--	1	1	3
Delano Howell	43-13-56	0.5-1	--	4	2	1



Stanford Notes

Stanford at a Glance

SCORING	484
Points Per Game.....	40.3
FIRST DOWNS	297
Rushing.....	135
Passing.....	143
Penalty.....	19
RUSHING YARDAGE	2532
Rushing Attempts.....	504
Average Per Rush.....	5.0
Average Per Game	211.0
TDs Rushing	32
PASSING YARDAGE	3076
Comp-Att-Int.....	248-356-7
Average Per Pass.....	8.6
Average Per Game	256.3
TDs Passing.....	28
TOTAL OFFENSE	5608
Total Plays.....	860
Average Per Play.....	6.5
Average Per Game	467.3

Virginia Tech at a Glance

SCORING	462
Points Per Game.....	35.5
FIRST DOWNS	273
Rushing.....	138
Passing.....	116
Penalty.....	19
RUSHING YARDAGE	2716
Rushing Attempts.....	536
Average Per Rush.....	5.1
Average Per Game	208.9
TDs Rushing	30
PASSING YARDAGE	2628
Comp-Att-Int.....	184-310-4
Average Per Pass.....	8.5
Average Per Game	202.2
TDs Passing.....	23
TOTAL OFFENSE	5344
Total Plays.....	846
Average Per Play.....	6.3
Average Per Game	411.1

2011 Stanford Schedule

Date	Opponent	Time
Sept. 3	San Jose State	TBA
Sept. 10	at Duke	TBA
Sept. 17	at Arizona*	TBA
Oct. 1	UCLA*	TBA
Oct. 8	Colorado*	TBA
Oct. 15	at Washington State*	TBA
Oct. 22	Washington*	TBA
Oct. 29	at USC*	TBA
Nov. 5	at Oregon State*	TBA
Nov. 12	Oregon*	TBA
Nov. 19	California*	TBA
Nov. 26	Notre Dame	TBA
Dec. 3	Pac-12 Championship Game	TBA

Stanford Faces Virginia Tech in Discover Orange Bowl

Stanford (11-1, 8-1 Pac-10) will face Atlantic Coast Conference champion Virginia Tech Hokies (11-2, 8-0 ACC) in the Discover Orange Bowl on Monday, January 3 at Sun Life Stadium in Miami Gardens, Fla. Game time is listed at 8:00 p.m. ET and the game will be televised on ESPN. Stanford, ranked fourth in the BCS standings and fifth by AP and the USA Today Coaches polls, is making its first January bowl appearance since meeting Wisconsin in the 2000 Rose Bowl. Virginia Tech, ranked 13th in the BCS standings, 12th by AP and 11th in the USA Today Coaches poll, is making its third Orange Bowl appearance in the last four seasons.

Stanford's Bowl History

Stanford is making its second straight bowl appearance and 22nd overall. The Cardinal is 9-11-1 in 21 previous bowl games and 2-6 in its last eight bowl appearances dating back to the 1986 Gator Bowl. Stanford last won a bowl game in 1996, when it defeated Michigan State, 38-0 in the Sun Bowl.

Stanford's previous 21 bowl appearances have included 12 trips to the Rose Bowl (1901, 1925, 1927, 1928, 1934, 1935, 1936, 1941, 1952, 1971, 1972 and 2001), three trips to the Sun Bowl (1977, 1996 and 2009) and one trip each to the Bluebonnet (1978), Gator (1986), Aloha (1991), Blockbuster (1993), Liberty (1995) and Seattle (2001) Bowls.

Stanford will be making its third bowl appearance in the state of Florida, having competed in the 1986 Gator Bowl in Jacksonville, where it lost to Clemson, 27-21 and the 1993 Blockbuster Bowl in Orlando, where it defeated Penn State, 24-3.

Stanford dropped a 31-27 decision to Oklahoma in last year's Sun Bowl.

Bowl Breakdown

Rose Bowl	5-6-1	Aloha Bowl	0-1-0
Sun Bowl	2-1-0	Blockbuster Bowl	1-0-0
Bluebonnet Bowl	1-0-0	Liberty Bowl	0-1-0
Gator Bowl	0-1-0	Seattle Bowl	0-1-0

First Time Foes

Stanford and Virginia Tech will meet for the first time at the Discover Orange Bowl. The two teams have played one common opponent this season -- Wake Forest -- with the Cardinal posting a 68-24 victory on Sept. 18 and the Hokies coming out on top, 52-21 in Blacksburg on Oct. 16. Stanford is 5-8 all-time against teams currently aligned in the Atlantic Coast Conference (Boston College 2-2; Clemson 0-1; Duke 1-1; Georgia Tech 0-2; North Carolina 1-1; Wake Forest 1-1). Stanford begins a home-and-home series with Duke next season.

Stanford in the Polls

Stanford is ranked fifth by AP and the USA Today Coaches' poll. The Cardinal was also ranked No. 4 in the final BCS Standings.

It marks Stanford's highest ranking in the AP poll since the 1970 season, when the Rose Bowl-bound Indians were ranked third nationally heading into its Sept. 26 game at Oregon.

Stanford, unranked in the preseason polls, has been ranked in the AP poll for each of the last 14 weeks, after debuting at No. 25 on Sept. 25 following a season-opening victory over Sacramento State.

Stanford vs. Ranked Opponents

Stanford is 1-1 against AP-ranked opponents this season, falling to No. 4 Oregon, 52-31 on Oct. 2 in Eugene and defeating No. 13 Arizona, 42-17 on Nov. 6 in the Bay Area. The Cardinal is 4-1 in its last five games against ranked opposition, posting a 3-0 record last season against No. 24 Washington (31-14), No. 7 Oregon (51-42) and No. 11 USC (55-21).

The Win Total

Stanford has won 11 games for the first time in school history. The Cardinal had won 10 games in three previous seasons (1926, 1940 and 1992). Stanford also won a school-record eight conference games (8-1) on the year, having won seven conference games twice previously in 1940 under Clark Shaughnessy and 1999 under Tyrone Willingham.

The Turnaround

After finishing with 1-11 in 2006, Stanford won a school-record 11 games four years later en route to the Cardinal's first-ever Bowl Championship Series bowl game, marking the biggest turnaround in school history in a four-year span. The last FBS team to win one game and then as many as 11 games four years later were the **Louisville Cardinals**, who finished 11-1 in 2001 after enduring a 1-10 season in '97. The **Pitt Panthers** won the 1976 national championship with a 12-0 record under Johnny Majors, four years after posting a 1-10 record in 1972.

Through Thick and Thin

There are seven, fifth-year seniors and one sixth-year senior on Stanford's roster who were part of the Cardinal team that finished 1-11 in 2006, including DE **Brian Bulcke**, NG **Sione Fua**, OT **Derek**



2010 Stanford Player Accolades

Chike Amajoyi

- First Team All-Pac-10, Special Teams

Doug Baldwin

- All-Pac-10, Second Team
- Second Team All-Pac-10 (Phil Steele)

Chase Beeler

- First Team AFCA All-America
- All-Pac-10, First Team
- Rimington Trophy, Finalist
- Fourth Team All-Pac-10
- First Team ESPN CoSIDA Academic All-America
- ESPN CoSIDA Academic All-District VIII

David DeCastro

- All-Pac-10, First Team (Phil Steele)

Coby Fleener

- All-Pac-10, Second Team

Sione Fua

- All-Pac-10, Second Team
- All-Pac-10, Fourth Team (Phil Steele)

Derek Hall

- All-Pac-10, Honorable Mention
- All-Pac-10, Second Team (Phil Steele)

Delano Howell

- All-Pac-10, Second Team

Thomas Keiser

- All-Pac-10, Honorable Mention
- All-Pac-10, Fourth Team (Phil Steele)

Andrew Luck

- Pac-10 Offensive Player of the Year
- All-Pac-10, First Team
- Heisman Trophy, Finalist
- Davey O'Brien Award, Finalist
- Maxwell Award, Finalist
- Walter Camp Player of the Year, Finalist
- Manning Award, Finalist
- Scout.com All-America, Second Team
- All-Pac-10, First Team (Phil Steele)

Owen Marecic

- William V. Campbell Trophy, Finalist
- All-Pac-10, First Team (RB)
- All-Pac-10, Honorable Mention (LB)
- AFCA All-America, All-Purpose
- Lott IMPACT Trophy, Special Honor
- All-Pac-10, Third Team (Phil Steele)
- ESPN Academic All-America, Second Team
- ESPN CoSIDA Academic All District VIII

Jonathan Martin

- All-Pac-10, First Team
- Scout.com All-America, First Team

Matt Masifilo

- All-Pac-10, Honorable Mention

Andrew Phillips

- All-Pac-10, Honorable Mention
- All-Pac-10, Second Team (Phil Steele)
- ESPN CoSIDA Academic All-District VIII

Konrad Reuland

- All-Pac-10, Honorable Mention

Richard Sherman

- All-Pac-10, Honorable Mention
- All-Pac-10, Third Team (Phil Steele)

Shayne Skov

- All-Pac-10, Honorable Mention
- Scout.com All-America, Second Team
- All-Pac-10, Second Team (Phil Steele)

Stepfan Taylor

- All-Pac-10, Honorable Mention
- All-Pac-10, Second Team (Phil Steele)

Drew Terrell

- All-Pac-10, Honorable Mention

Chase Thomas

- All-Pac-10, Honorable Mention

Michael Thomas

- All-Pac-10, Honorable Mention

Ryan Whalen

- All-Pac-10, Honorable Mention

Nate Whitaker

- All-Pac-10, First Team
- All-Pac-10, First Team (Phil Steele)

Hall, LS Zach Nolan, OG Andrew Phillips, CB Richard Sherman and CB Austin Yancy. Sixth-year senior James McGillicuddy began his Stanford career in 2005, when the Cardinal finished with a 5-6 record.

Winning Streak

Stanford has won seven straight games, which marks the Cardinal's longest winning streak since the Cardinal won its last seven regular season games of the 1991 season before falling to Georgia Tech in the Aloha Bowl. Stanford has won seven or more consecutive games in the same season seven times in program history (10, 1926 and '40; 9, 1951; 8, 1905; 7, 1924, '91 and 2010).

The Home Record

Stanford was 6-0 at home this season, marking its first undefeated home season since 1977 and ninth all-time at Stanford Stadium (1924, 1926, 1930, 1933, 1934, 1940, 1969, 1977 and 2010).

Stanford is now 17-2 in its last 19 home games dating back to the final home contest of the 2007 season. The Cardinal is averaging 38.6 points (696 total) over its last 18 home games, while allowing 22.1 (399). Stanford was just 3-16 on its home turf from 2005-07.

The Cardinal is 5-1 in six road games this year, posting wins at UCLA (35-0), Notre Dame (37-14), Washington (41-0), Arizona State (17-13) and California (48-14) while falling at Oregon (52-31). The last time Stanford won five road games in a season was in 1995 during a 7-4-1 campaign under Tyrone Willingham.

Stanford is 10-12 in 22 road games under Jim Harbaugh.

Stanford a Winner Under Harbaugh

After finishing the regular season with an 11-1 record, Stanford improved to 28-21 (.571) under head coach Jim Harbaugh, including a 19-6 record in its last 25 contests. Stanford had posted a 16-40 record in five seasons (2002-06) before Harbaugh took over the program beginning with the 2007 season.

Harbaugh's .571 winning percentage is the fifth-best mark of any Stanford head coach since 1941, trailing only Chuck Taylor (.577; 40-29-2; 1951-57), John Ralston (.601; 55-36-3; 1963-71), Jack Christiansen (30-22-3; .573; 1972-76) and Bill Walsh (.585; 34-24-1; 1977-78; 1992-94).

Stanford is also 21-15 (.583) against Pac-10 foes under head coach Harbaugh, including a 14-4 mark in its last 18 conference clashes. Stanford's three-year conference breakdown includes .500 or better marks against Arizona (3-1), Arizona State (2-2), California (2-2), Oregon State (2-2), USC (3-1), Washington (3-1), Washington State (3-1) and UCLA (2-2) and a sub-.500 marks against only Oregon (1-3).

The Cardinal was 10-31 in conference play from 2002-06.

High-Scoring Cardinal

Stanford has scored a school-record 484 points in 12 games this season (40.33), breaking the single-season record set by last year's squad, which scored 461 points in 13 games.

Stanford has scored 30 or more points in a school record 11 games this season and is averaging 40.3 points a game, which ranks second in the Pac-10 and eighth nationally.

Stanford has scored 30 or more points in 16 of its last 25 games dating back to last season and has topped the 50-point mark four times during that span.

Stanford's 68 points scored earlier this season against Wake Forest tied for the fourth-highest single-game scoring output in school history and marked the first time since 2002 the Cardinal had reached the 60-point mark in a game (63 vs. San Jose State).

Highest Scoring Teams in School History

Total Points	Year
1. 484	2010
2. 461	2009
3. 409	1999
4. 406	2001
5. 351	1991

Offensive Categories

Stanford ranks in the top-five in the Pac-10 Conference in six offensive categories, including scoring offense (40.33; 2nd), total offense (467.3; 2nd), rushing offense (211.8; 2nd), passing efficiency (164.30; 1st), first downs (24.75; 2nd), third down conversion (57.76; 1st) and red zone efficiency (88.1; 2nd).

If the season ended today, Stanford's current total offense average of 467.30 would rank second all-time in school history while its rushing average of 211.0 would rank fourth. Its 40.33 point per game mark would rank first in the school's single season annals.

Shutouts

Stanford has shutout three opponents this season, blanking UCLA (35-0), Washington (41-0) and Oregon State (38-0). It marks the first time Stanford has posted three shutouts in the same season since 1969, when John Ralston's squad blanked Oregon (28-0), Washington State (49-0) and Oregon State (33-0).

The Cardinal defense has held the opponent scoreless in nine quarters over the last three games

Pac-10 All-Academic Selections

First Team

Chase Beeler (3.53, History)
 Owen Marecic (3.47, Human Biology)
 Taylor Skaufel (3.43, Science, Technology and Society)
 Ryan Whalen (3.53, Science, Technology and Society)

Second Team

Andrew Luck (3.51, Architectural Design)
 Andrew Phillips (3.50, Classics)
 Brian Bulcke (3.12, Mechanical Engineering)
 Siona Fua (3.08, Science, Technology and Society)
 Austin Yancy (3.06, Political Science)
 Daniel Zychlinski (3.36, Psychology)
 Zach Nolan (3.31, Economics)

Honorable Mention

David DeCastro (3.06, Management, Science, Engineering)
 Coby Fleener (3.11, Science, Technology and Society)
 Derek Hall (3.02, Communications)
 Thomas Keiser (3.15, Science, Technology and Society)
 James McGillicuddy (3.17, Science, Technology and Society)
 Konrad Reuland (3.47, Communications)
 Griff Whalen (3.22, Product Design)
 Nate Whitaker (3.36, Product Design)

Stanford Excels in GSR Survey

Nineteen Stanford athletics programs compiled graduation rates of 100 percent, and none received graduation rates lower than 80 percent, according to the Graduation Success Rate report released by the NCAA in October.

The GSR report shows 11 women's programs received perfect ratings, including basketball, crew/rowing, fencing, field hockey, golf, gymnastics, soccer, softball, swimming, volleyball and water polo. Among the men's sports, baseball, cross country/track, fencing, golf, gymnastics, tennis, volleyball and water polo received perfect GSR scores.

Stanford's football program received a GSR of 86, which was the highest mark in the Pac-10 Conference and one that ranked 10th nationally among Football Bowl Subdivision (FBS) institutions.

Additionally, Stanford's men's basketball (80) and women's basketball (100) were among the 17 Cardinal programs to receive the highest rating in the Pac-10 in their respective sports.

against Arizona State (2), California (3) and Oregon State (4) and has yielded just 20 points in its last 11 quarters of action.

Defensive Doings

Under the guidance of first year defensive coordinator **Vic Fangio**, Stanford ranks in the top three in the Pac-10 and top-25 nationally in five defensive categories, including scoring defense (1st/11th; 17.83), total defense (2nd/24th; 325.75), rushing defense (3rd/24th; 125.42), interceptions (2nd/11th; 17) and pass efficiency defense (2nd/21st; 13.11).

The Cardinal allowed just 44 points in its last five regular season games, which are the fewest amount of points allowed by a Stanford defense in a five-game stretch since the 1971 season, when it limited Missouri (0), Army (3), Oregon (17), Duke (9) and Washington (6) to just 35 points. Stanford has allowed just six touchdowns in its last five games, two of which came in the fourth quarter against Cal after the Cardinal had built a 45-0 lead.

Last season, Stanford finished eighth in the conference in scoring defense (26.5) and ninth in total defense (402.7).

Moving the Chains

The Cardinal is averaging 24.75 first downs per game this season, which ranks second in the Pac-10 and ninth nationally. Stanford also ranks first in the nation in third down conversions at 57.76 (93-for-161).

By the Halves

Stanford is averaging 24.0 points (288 total) in the first half compared to 16.3 points (196 total) after intermission.

Stanford has outscored its first six opponents 288-78 in the first half, including a 145-34 mark in the first quarter. Stanford was a fast starting team last year, as well, outscoring the opposition 267-156 in the first half.

Scoring First

Stanford has scored first in nine of its 12 games this season, with the exceptions of the Notre Dame, Oregon and USC contests. The Cardinal have come away with points on its first drives in nine of 12 games this season (7 FGs, 2 TDs).

Scoring Margins

Stanford has won 10 games this season by an average of 26.4 points (291 total). Stanford's last 18 victories dating back to last season have come by a margin of 24.4 points (439 total), while its six losses have been by a margin of just 8.8 points (53 total). Stanford is 8-8 in 16 games decided by a touchdown or less under **Jim Harbaugh**.

Wire-to-Wire

Stanford has won eight of its 12 games this season in wire-to-wire fashion and have trailed for just 49:18 combined in four other games against Notre Dame (4:34), Oregon (26:29), USC (3:46) and Arizona State (14:29). The Cardinal never trailed in wins over Sacramento State, UCLA, Wake Forest, Washington State, Washington, Arizona, Cal or Oregon State.

Well Received

A total of 17 players have caught passes this season, led by senior **Doug Baldwin**, who has 56 receptions for 824 yards and nine touchdowns. Baldwin is one of eight Stanford players to have at least 10 receptions on the year. A total of 10 different players have caught touchdown passes this season.

Spreading the Wealth

With **Griff Whalen** catching his first career touchdown pass at Oregon, Stanford has 16 players account for its 62 touchdowns this season. Stanford has 32 rushing touchdowns and 28 passing touchdowns to go along with an interception return and fumble recovery for scores.

Turnovers

Stanford has turned the ball over just four times in the last six games after it committed nine turnovers in a three-game stretch against Notre Dame, Oregon and USC and are +12 in the turnover column during that stretch. Stanford has forced 29 turnovers in 12 games this season (17 interceptions; 12 fumbles), compared to last season, when the Cardinal forced 17 turnovers in 13 games all year (8 interceptions; 9 fumbles). Stanford has turned the ball over 15 times (eight fumbles lost; seven interceptions), and rank first in the Pac-10 in turnover margin at +14.

Least Penalized

Stanford is the least penalized team in the Pac-10 this season by a wide margin. The Cardinal have been flagged just 59 times this season, compared to Washington State, the conference's second least penalized team, which was flagged 76 times.

Stanford Football Under

Jim Harbaugh

- Four year record of 28-21
- Pac-10 record of 21-15
- School record 11 wins in 2010
- Back-to-back bowl appearances for first time since 1995 and '96.
- A total of 18 weeks ranked in the Top-25, peaking at No. 5 in 2010.
- Stanford's highest ranking in the AP poll since 1970 and its first top-10 ranking since '92.
- 3-1 vs. USC, including wins over No. 2 ranked Trojans in 2007 and No. 11 ranked Troy in 2009 in Los Angeles.
- Shutout UCLA, 35-0, marking first first shutout of UCLA since 1941.
- Three shutouts in same season for first time since 1969.
- First win at Notre Dame since 1992.
- Back-to-back wins over Notre Dame for the first time ever.
- Most points (55) ever scored against USC in 2009.
- Most points (48) Stanford ever scored against Cal in 2010.
- Third highest point total scored in single-game (68 vs. Wake Forest).
- Two of the highest scoring teams in school history in 2009 and '10
- Three of the top four rushing totals in school history.
- Two Heisman Trophy finalists in Toby Gerhart (2009) and Andrew Luck (2010)
- Two Pac-10 Offensive Players of the Year in Toby Gerhart (2009) and Andrew Luck (2010)
- Doak Walker Award winner Toby Gerhart (2009)
- 2009 Scout.com National Freshman of the Year Andrew Luck
- Two Associated Press All-Americans
- Two Walter Camp Foundation All-Americans
- Four Freshmen All-Americans in 2009
- 16 All-Pac-10 Conference selections in 2009
- Twelve first team All-Pac-10 academic selections in 2009 and '10.
- Top Academic Progress Rating in the Pac-10 Conference and eighth nationally

In the Red Zone

Stanford ranks second in the Pac-10 and 17th nationally in red zone efficiency at 88.1 (61-69). Stanford has come away with 47 touchdowns and 14 field goals in 69 trips to the red zone this season.

Balance

Despite the loss of Doak Walker Award winner **Toby Gerhart**, Stanford remains primarily a run-oriented offense this season. Of Stanford's 860 offensive plays, 58.6 percent (504 total) have been rushing plays, while 41.3 percent (356) have been pass plays.

Controlling the Clock

Stanford has controlled the clock in 11 of its 12 games this season, with the exception of the Wake Forest game, when the Demon Deacons had the ball for 30:33. The Cardinal held the ball for a season-high 42:25 against Arizona State and continue to lead the nation in time of possession at 35:08 per game.

Punting

Stanford has punted just 29 times this season which are the third fewest attempts in the nation behind Nevada (30) and Boise State (31).

The Offensive Line

Stanford's offensive line -- consisting of center **Chase Beeler**, right guard **David DeCastro**, right tackle **Derek Hall**, left guard **Andrew Phillips** and left tackle **Jonathan Martin** -- has allowed just five sacks this season and has helped pave the way for a young Cardinal rushing attack that is averaging 211.0 yards per game. Stanford currently ranks tied for second in the nation with Air Force in fewest sacks allowed per game at 0.42. Both schools trail Army (0.36).

The Cardinal allowed just seven sacks all of last season, which were the second fewest in the nation next to Boise State.

The Running Game

Stanford currently ranks second in the Pac-10 and 17th nationally in rushing offense with a 211.0 per game mark, and average which currently ranks fourth on the school's single-season chart. The Cardinal have rushed for 2,532 yards this season, which is the second highest total in school history, behind last year's record-setting total of 2,837 yards.

Under head coach **Jim Harbaugh**, Stanford has recorded three of the top four rushing totals in school history over the last three campaigns.

Stanford's top five rushers are averaging between 18.8 and 85.2 yards a game, including sophomore running back **Stepfan Taylor**, who leads the team in rushing with a 85.2 game average (908 net).

In the first season of the post-Toby Gerhart Era, five running backs -- Taylor (1,023), Anthony Wilkerson (409), **Tyler Gaffney** (245), **Usua Amanman** (126) and **Jeremy Stewart** (38) -- have combined to rush for 1,841 yards in 12 games, an average of 153.4 yards per contest. Last year, Gerhart averaged 143.9 rushing yards a game while Stanford as a team averaged 218.2 yards a game on the ground, which ranked second in the Pac-10 and 11th nationally.

Quarterbacks own three of the four longest runs of the season. **Andrew Luck** has three runs of 50 yards or more (58 at Cal; 52 TD vs. Wake Forest; 51 TD at Washington) while **Alex Loukas** ran 48 yards for a touchdown in the season opener against Sacramento State.

Luck Joins Elite 3,000 Yard Club

After completing 21-of-30 passes for 305 yards and four touchdowns against Oregon State, Andrew Luck ran his season passing total to 3,051 yards, becoming the fourth Stanford quarterback and first sophomore signal caller to throw for over 3,000 yards in a single-season. Luck joins **Steve Stenstrom** (3,627; 1993), **John Elway** (3,242; 1982) and **Todd Husak** (3,092; 1998) as a member of Stanford's 3,000-yard club.

Two-Year Totals

Andrew Luck has completed 407-of-637 (.638) of his passes for 5,626 yards and 41 touchdowns with just 11 interceptions in 24 career games, two-year totals which rank favorably among Stanford's all-time great quarterbacks over the years. Here's a look at where Luck stacks up against some of his predecessors after two seasons...

Quarterback	Comp.	Att.	Yards	Pct.	TDs
Andrew Luck (2009-10)	407	637	5,626	.638	41
Jim Plunkett (1968-69)	339	604	4,829	.561	24
Steve Stenstrom (1991-92)	316	532	4,082	.593	29
John Elway (1979-80)	298	475	3,908	.627	33

Luck's Last Seven

In his last seven games against USC, Washington State, Washington, Arizona, Arizona State, California and Oregon State, quarterback **Andrew Luck** has completed 152-of-201 (.756) of his passes for 1,792 yards and 15 touchdowns. Stanford has won all seven of those games, marking its longest winning streak since the 1991 season. Luck continues to lead the Pac-10 Conference and

Associated Press Top 25

RK	Team	Record	PTS	PVS
1.	Auburn (36)	13-0	1,473	2
2.	Oregon (23)	12-0	1,462	1
3.	TCU (1)	12-0	1,379	3
4.	Wisconsin	11-1	1,289	4
5.	STANFORD	11-1	1,283	5
6.	Ohio State	11-1	1,179	6
7.	Michigan State	11-1	1,101	7
8.	Arkansas	10-2	1,085	8
9.	Oklahoma	11-2	976	10
10.	Boise State	11-1	932	9
11.	LSU	10-2	863	11
12.	Virginia Tech	11-2	817	12
13.	Nevada	12-1	759	14
14.	Missouri	10-2	705	15
15.	Alabama	9-3	628	17
16.	Oklahoma State	10-2	622	16
17.	Nebraska	10-3	608	19
18.	Texas A&M	9-3	601	19
19.	South Carolina	9-4	332	18
20.	Utah	10-2	312	21
21.	Mississippi State	8-4	288	22
22.	West Virginia	9-3	283	23
23.	Florida State	9-4	188	20
24.	Hawaii	10-3	111	25
25.	Connecticut	8-4	74	--

Others Receiving Votes: UCF 63, Maryland 30, Tulsa 18, Navy 11, Miami (OH) 8, Northern Illinois 7, San Diego State 6, Pittsburgh 2, Fresno State 2, Iowa 1, North Carolina State 1, Air Force 1

USA Today Coaches Poll

RK	Team	Record	PTS	PVS
1.	Oregon (34)	12-0	1,450	1
2.	Auburn (24)	12-0	1,437	2
3.	TCU (1)	12-0	1,348	3
4.	Wisconsin	11-1	1,276	4
5.	STANFORD	11-1	1,239	5
6.	Ohio State	11-1	1,200	6
7.	Michigan State	11-1	1,104	7
8.	Arkansas	10-2	1,008	8
9.	Oklahoma	11-2	1,008	9
10.	Boise State	11-1	914	10
11.	Virginia Tech	11-2	900	11
12.	LSU	10-2	825	12
13.	Oklahoma State	11-2	718	15
14.	Missouri	10-2	712	14
15.	Nevada	12-1	640	17
16.	Nebraska	10-3	607	13
17.	Texas A&M	10-3	542	18
18.	Alabama	9-3	521	19
19.	Utah	10-2	375	21
20.	South Carolina	9-4	345	16
21.	West Virginia	9-3	261	24
22.	Mississippi State	8-4	255	22
23.	Florida State	9-4	156	20
24.	Central Florida	10-3	143	25
25.	Hawaii	10-3	98	--

Others Receiving Votes: Connecticut 40, Maryland 19, Northern Illinois 13, Miami (OH) 8, North Carolina State 5, San Diego State 3, Navy 2, Tulsa 1, Arizona 1

Tracking Stanford in the Polls

Date	AP	USA Today	BCS
Preseason	--	--	
Sept. 5	25th	--	
Sept. 12	19th	19th	
Sept. 19	16th	17th	
Sept. 26	9th	13th	
Oct. 3	16th	18th	
Oct. 10	14th	15th	
Oct. 17	12th	14th	12th
Oct. 24	13th	14th	13th
Oct. 31	10th	12th	13th
Nov. 7	7th	9th	6th
Nov. 14	7th	8th	6th
Nov. 21	7th	8th	6th
Nov. 28	5th	5th	4th
Dec. 5	5th	5th	4th

ranks seventh nationally in passing efficiency (166.10) and also tops the conference in total offense (290.75), which ranks 17th nationally.

Luck Moving Up on Stanford's Career Charts

Quarterback **Andrew Luck** has thrown 28 touchdown passes this season, breaking the single-season school record for touchdown passes, held previously by **John Elway** (1980) and **Steve Stenstrom** (1993).

He has also accounted for a school-record 3,489 yards in total offense this season, surpassing Steve Stenstrom's previous mark of 3,398 set in 1993. Luck is also on pace to set new season standards for completion percentage and passing efficiency rating.

Luck's 41 career TD passes currently rank tied for fifth on Stanford's single-season charts with Todd Husak (1996-99), three behind Guy Benjamin (45; 1974-77).

His 6,418 career yards in total offense currently ranks sixth on Stanford's all-time top-10 list, 10 yards behind **Todd Husak** (5th; 6,428).

Dual Threat

Andrew Luck has rushed for 438 yards on 51 carries (8.6) in 12 games this season to rank as Stanford's second leading rusher behind **Stepfan Taylor** (1,023). His 438 rushing yards is the highest single-season total by a Stanford quarterback, surpassing **Gene Washington**, who ran for 362 yards in 1966.

He ran for a career-high 92 yards against Washington and has three runs of over 50 yards on the season (58 at California; 52 TD vs. Wake Forest; 51 TD at Washington).

For his career, Luck has rushed for 792 yards and five touchdowns on 112 carries (7.1 average).

Taylor's Tale

With 1,023 net rushing yards on the year, running back **Stepfan Taylor** is the first Stanford sophomore to rush for 1,000 yards in a season since **Darrin Nelson** accomplished the feat in 1978 (1,061). He is just the sixth back in Stanford history to rush for 1,000 yards, joining Nelson (1977, '78, '81), **Brad Muster** (1986), **Jon Volpe** (1988), **Tommy Vardell** (1991) and **Toby Gerhart** (2008, '09).

Taylor has 15 rushing TDs on the year, which are tied for third with **Toby Gerhart** (2008) on Stanford's all-time single season list. Gerhart holds the school's single-season record with 28 in 2009, while Vardell ranks second with 20 (1991).

Earlier this season, Taylor rushed for four touchdowns against Arizona, tying Stanford's single-game record for rushing touchdowns. Taylor, who ranks fifth in the Pac-10 in rushing average at 85.2 per game, has six, 100-yard games on the season. He became just the second Stanford back in school history to rush for 100 yards or more in five straight games when he accomplished the feat against Notre Dame (108), Oregon (113), USC (104), Washington State (142) and Washington (104), joining **Gerhart**, who closed out his collegiate career with seven straight 100-yard rushing games.

Baldwin's Breakout Season

After catching just four passes for 78 yards in an injury-plagued 2009 season, senior Doug Baldwin has emerged as one of the top receivers in the Pac-10 Conference. The Gulf Breeze, Fla. native leads Stanford in receptions (56), receiving yardage (824) and touchdown receptions (9). He ranks fifth in the Pac-10 in receiving yards per game (68.67) and seventh in receptions per game (4.67). He has two 100-yard receiving games this season against Sacramento State (4-111) and Arizona State (10-122). After catching 15 passes for 173 yards and three TDs over the first five games of the season, Baldwin has stepped up to haul in 41 passes for 217 yards and six TDs over the last seven contests.

Stanford's Every Down Man

Senior **Owen Marecic** is perhaps the only player among FBS schools starting on both sides of the ball, topping the Cardinal depth chart at both fullback and inside linebacker.

For the season, Marecic has rushed 20 times for 42 yards and four touchdowns and currently ranks as Stanford's sixth leading tackler with 45 stops, including a career best 10 tackles at Oregon. He also has 3.5 tackles-for-loss, one sack, two interceptions (one for TD), four pass breakups and one fumble recovery.

Given that Marecic is on the field for an average of 110 plays a game, Stanford's two-way man has already played the equivalent of two seasons in 12 games this season.

This, That and the Other Things

- Stanford's football program received an Academic Progress Rating (APR) of 976 last spring, which was the highest rating in the Pac-10 Conference and a figure that ranked eighth nationally among Football Bowl Subdivision (FBS) institutions.
- Stanford had 58 players card a grade point average of 3.0 or better last spring quarter.
- Stanford has four players on its roster who are currently taking advantage of the University's co-terminal program which enables players to earn a master's degree while finishing up their undergraduate studies...**Chase Beeler** is working toward his master's in history, while **James McGillicuddy** (communications), **Zach Nolan** (management science and engineering) and **Brian Bullock** (management science and engineering) are also co-terming this quarter.
- Stanford's coaching and support staff have a combined 122 years of NFL experience.
- For the second straight year, head coach **Jim Harbaugh** spent a week in June helping build shelters for the impoverished villagers of Piura, Peru...**Reverend Joseph Uhen** coordinates this grass



Stanford Players in the NFL

Player	Team
Jon Alston, LB	Tampa Bay Buccaneers
Oshiomogho Atogwe, S	St. Louis Rams
Greg Camarillo, WR	Minnesota Vikings
Jim Dray, TE	Arizona Cardinals
Trent Edwards, QB	Jacksonville Jaguars
Pannel Egboh, DE	Philadelphia Eagles
Toby Gerhart, RB	Minnesota Vikings
Amon Gordon, DT	Tennessee Titans
Eric Heitmann, C	San Francisco 49ers
Matt Kopa, OL	San Francisco 49ers
Erik Lorig, DE	Tampa Bay Buccaneers
Evan Moore, TE	Cleveland Browns
Alex Smith, TE	Cleveland Browns
Will Svitek, OT	Atlanta Falcons
Leigh Torrence, CB	New Orleans Saints
Coy Wire, LB	Atlanta Falcons

Stanford's 2010 NFL Draft Picks

Toby Gerhart, RB	Minnesota Vikings	2nd
Jim Dray, TE	Arizona Cardinals	7th
Erik Lorig, DE	Tampa Bay Buccaneers	7th

All-Time First Round Selections

Player	Year	Pick	Team
Pete Kmetovic, RB	1942	3rd	Philadelphia
Frankie Albert, QB	1942	10th	Chicago
Bobby Garrett, QB	1954	1st	Cleveland
John Brodie, QB	1957	2nd	San Francisco
Gene Washington, WR	1969	16th	San Francisco
Jim Plunkett, QB	1971	1st	New England
Greg Sampson, DT	1972	6th	Houston
Jeff Siemon, LB	1972	10th	Minnesota
James Lofton, WR	1978	6th	Green Bay
Gordon King, OT	1978	10th	New York Giants
Brian Holloway, OT	1981	19th	New England
Darrin Nelson, RB	1982	7th	Minnesota
John Elway, QB	1983	1st	Baltimore
Brad Muster, FB	1988	23rd	Chicago
Bob Whitfield, OT	1992	8th	Atlanta
Tommy Vardell, FB	1992	9th	Cleveland
Darrien Gordon, CB	1993	22nd	San Diego
Kwame Harris, OT	2003	26th	San Francisco

roots project in the parish of Santisimo, Sacramento, which is located in the northern part of the country.

- Although he calls Houston, Texas, home, **Andrew Luck** spent seven years in Frankfurt, Germany and three in London, England while his father, **Oliver**, was involved in the World League of American Football...as Oliver remembers, Andrew's football skills were first evaluated when he was a toddler by **Jack Elway**, the former Stanford coach who was serving as the head coach of the Frankfurt Galaxy.
- Andrew's father, Oliver, now serves as the director of athletics at West Virginia, his alma mater, after a long stint as president of the MLS's Houston Dynamo...his younger sister, Mary Ellen, is a freshman on Stanford's volleyball team.
- Andrew Luck and tight end **Konrad Reuland** both speak German, Reuland fluently.
- Sophomore linebacker **Shayne Skov** spent three years prior to high school living with his family in Guadalajara, Mexico, where his mother Terri was receiving treatment for multiple sclerosis...Shayne developed his football skills while playing on concrete lots which were covered with dirt.
- Linebacker/fullback **Owen Marecic** had two vastly different jobs over the summer...he picked balls off the Stanford driving range but also interned as a research assistant at Stanford Hospital where he worked on a project involving risk factors for infection in knee replacements.
- Senior kicker **Nate Whitaker**, senior long snapper **Zach Nolan**, sophomore wide receiver **Griff Whalen** and sophomore defensive back **Myles Muagututia** earned scholarships for the 2010 season.
- Former Stanford wide receiver **Damon Dunn** (1994-97) was the Republican candidate for California's Secretary of State.
- Former Stanford standout **Cory Booker** (1989-90) serves as the Mayor of Newark, NJ.

Player Profiles

27 • Johnson Bademosi, Cornerback, 6-1, 197, Jr.-Jr., Silver Spring, MD

- Started the first eight games at right cornerback before missing the Arizona and Arizona State games with injury...returned to action at California.
- Has 36 total tackles and one interception on the year...also has four pass break ups...credited with five or more tackles in five games.
- Appeared in all 13 games as a sophomore and made six starts...finished the season with 28 total tackles, including 22 solo stops.
- Made his first collegiate start against Arizona State at left corner and then started the last five games of the year at right corner.
- Majoring in history

89 • Doug Baldwin, Wide Receiver, 5-11, 189, Sr.-Sr., Gulf Breeze, FL

- Ranks as the team's leading receiver with 56 catches for 824 yards (14.3)...leads the team with nine TD receptions...receptions, receiving yardage and touchdowns to date are career highs.
- Ranks seventh in the Pac-10 Conference in receptions per game (4.7) and fifth in receiving yards per game (68.7).
- Established career highs in receptions (10) and receiving yardage (122) against Arizona State.
- Was on the receiving end of a 81-yard TD pass from Luck in the first quarter vs. Sacramento State...TD pass was the eighth longest in school history.
- Has averaged 5.3 yards in seven punt returns this season.
- Majoring in science, technology and society.

95 • Brian Bulcke, Defensive End, 6-4, 285, 5th-Sr., Windsor, Ontario

- Has played in 47 career games, including 20 starts...played in all 12 games and made six starts in 2008.
- Ranks second among defensive linemen behind Matt Masifilo in total tackles with 24, including 4.5 for loss.
- Stanford's only player from Canada and the eighth Canadian in the program's history...is one of 12-foreign born players to have played football at Stanford.
- Was the sixth overall pick of the Edmonton Eskimos in the 2010 CFL Canadian college draft.
- Majoring in mechanical engineering.

82 • Coby Fleener, Tight End, 6-6, 244, Sr.-Jr., Lemont, IL

- Has 22 catches for 261 yards and four touchdowns on the season to rank as the team's fifth leading receiver...four receiving TDs rank second on the team behind Baldwin's seven...has five career TDs among his 56 total receptions.
- Matched his season high with four catches for 23 yards against Arizona...also had four receptions vs. Notre Dame and Washington State.
- Majoring in science, technology and society.

92 • Sione Fua, Nose Tackle, 6-3, 306, Sr.-Sr., Encino, CA

- One of team's tri-captains, along with Owen Marecic and Ryan Whalen.
- Has played in 49 career games, including 30 starts.
- Has 22.0 total tackles on the season, including 6.0 for loss, along with 4.5 sacks.
- Honorable mention All-Pac-10 selection in 2009 after finishing with 24 tackles, including 3.0 for loss...was cast into a starting role when Matt Masifilo went down with an injury in the second game of the season at Wake Forest.
- Returned to full-time duty in 2008 after sitting out the '07 campaign while attending a church mis-

Charting Andrew Luck

Passing Yardage, Career

10,531	Steve Stenstrom, 1991-94
9349	John Elway, 1979-82
7669	John Paye, 1983-86
7544	Jim Plunkett, 1968-70
6564	Todd Husak, 1996-99
5946	Guy Benjamin, 1974-77
5526	Andrew Luck, 2009-10
5429	Trent Edwards, 2003-06
4954	Jason Palumbis, 1988-91
4346	Chris Lewis, 2000-03

Touchdown Passes, Single-Season

28	Andrew Luck, 2010
27	John Elway, 1980
27	Steve Stenstrom, 1993
24	John Elway, 1982
22	Steve Dils, 1978
20	Jim Plunkett, 1969
20	John Elway, 1981
19	Turk Schonert, 1979
19	Mark Butterfield, 1995

Touchdown Passes, Career

77	John Elway, 1979-82
72	Steve Stenstrom, 1991-94
52	Jim Plunkett, 1968-70
45	Guy Benjamin, 1974-77
41	Todd Husak, 1996-99
41	Andrew Luck, 2009-10
38	John Paye, 1983-86
36	Trent Edwards, 2003-06
33	Chris Lewis, 2000-03

Total Offense, Career

9825	Steve Stenstrom, 1991-94
9070	John Elway, 1979-82
7887	Jim Plunkett, 1968-70
7538	John Paye, 1983-86
6428	Todd Husak, 1996-99
6397	Andrew Luck, 2009-10
5765	Guy Benjamin, 1975-77
5628	Trent Edwards, 2003-06
4701	Jason Palumbis, 1988-91

Passing Efficiency, Career

160.7	Turk Schonert, 1977-79
154.5	Andrew Luck, 2009-10
142.7	Steve Stenstrom, 1991-94
139.3	John Elway, 1979-82
137.3	Steve Dils, 1977-78
135.0	Randy Fasani, 1999-01

Top Passing Games, Career

423	at Arizona, 2009
341	at Oregon, 2010
316	Sacramento State, 2010
305	Oregon State, 2010
293	Arizona, 2010

Completions, Career

33	at Arizona State, 2010
29	at Oregon, 2010
23	at Wake Forest, 2009
23	at Arizona, 2010
21	Oregon State, 2010
20	vs. USC, 2010
20	vs. Washington State, 2010

Top Rushing Games, Career

92	at Washington, 2010
72	at California, 2010
69	Wake Forest, 2010
63	at UCLA, 2010
61	at USC, 2009
59	Washington, 2009
53	at Washington State, 2009
45	at Oregon State, 2009

sion...played in all 12 games and made seven starts, finishing with 17 total tackles.

- Played in all 12 games as a freshman in 2007 and finished with 16 tackles.
- Majoring in science, technology and society.

26 • Delano Howell, Safety, 5-11, 198, Jr.-Jr., Newhall, CA

- Two-year starter at the safety position.
- Ranks as the team's fourth leading tackler with 56 stops, including 43 solo efforts...also has four interceptions, tying Richard Sherman for the team lead.
- Has two double-figure tackle games on the year (12 at Notre Dame; 11 at vs. Arizona) and three for his career.
- Honorable mention All-Pac-10 selection in 2009 after finishing the season as the team's second leading tackler with 78 stops, including 52 solo efforts...also had two interceptions and three pass breakups.
- Led the team in tackles in each of the last four games of 2009, totaling 36 stops during that stretch...had a career best 15 tackles against Cal.
- Transitioned to safety during spring practice of 2009.
- Majoring in science, technology and society.

94 • Thomas Keiser, Linebacker, 6-5, 244, Sr.-Jr., Wexford, PA

- Named to the preseason watch lists for the Lott IMPACT Trophy and Nagurski Awards.
- Has 35 tackles, 3.5 sacks, 8.0 tackles-for-loss and one interception in 12 games.
- Has 18.5 sacks in 37 career games.
- Finished with a career high 9.0 tackles at Oregon.
- Honorable mention All-Pac-10 selection after starting all 13 games at defensive end...finished with 47 tackles overall, including a team best 15.0 tackles-for-loss, which ranked third in the Pac-10.
- Made immediate contributions as a redshirt freshman in 2008...finished with 24 tackles, including 17 solo stops...earned first team freshman All-America honors by the Football Writers Association of America and Sporting News.
- Majoring in science, technology and society.

12 • Andrew Luck, Quarterback, 6-4, 235, Jr.-So., Houston, TX

- Finalist for Heisman Trophy, Davey O'Brien Award, Maxwell Award and Waler Camp Foundation Player of the Year honors.
- Named the Pac-10's Offensive Player of the Year...second straight Stanford player to win the award following Toby Gerhart in 2009 and first quarterback since John Elway in 1982.
- Has completed 245-of-349 passes for 3,051 yards and 28 touchdowns in 12 games this season...has been intercepted seven times...28 TD passes are a Stanford single-season record, breaking the previous mark held by John Elway (1980) and Steve Stenstrom (1993).
- Has now completed 407-of-637 (.638) of his passes for 5,526 yards and 41 TDs and has been intercepted just 11 times in 24 career games...has a career passing efficiency rating of 153.72, which ranks second in school history behind Turk Schonert (160.7).
- Stanford boasts a 19-5 record in his 24 career starts (missed the Sun Bowl with injury).
- Red-hot over last seven games...has completed 152-of-201 (.756) of his passes for 1,792 yards and 15 TDs over the last seven games against USC, Washington State, Washington, Arizona, Arizona State, Cal and Oregon State.
- Leads the Pac-10 Conference and ranks seventh nationally in passing efficiency (162.97)...also tops the conference and ranks 16th nationally in total offense (290.75).
- Dual threat QB ranks as Stanford's second leading rusher...has rushed for 448 yards on 51 attempts (8.6) and three TDs this season...current rushing total is the highest ever by a Stanford quarterback, ahead of Gene Washington (362 in 1966)...has three runs of over 50 yards this season (58 at Cal; 52 TD vs. Wake Forest; 51 TD at Washington).
- Completed 21-of-30 passes for 305 yards and four touchdowns in Stanford's 38-0 victory over Oregon State...marked the third time this season he had thrown for four TDs in a game...connected with Tyler Gaffney on a 52-yard swing pass in the fourth quarter for his 28th touchdown pass of the year, a new single-season record.
- Was razor-sharp in Stanford's 48-14 victory over California...completed 16-of-20 passes for 235 yards and two TDs...also finished as Stanford's leading rusher with 72 yards on three carries...ran for a career-long 58 yards in the first quarter to set up Stanford's first TD of the game...Cardinal scored on all eight of its possessions (6 TDs, 2 FGs) with Luck under center.
- Completed a career-best 33 passes on 41 attempts for 292 yards at Arizona State, as Stanford rallied from a 13-10, fourth quarter deficit to pull out a 17-13 victory...marked the third time in his career he has rallied Stanford from a fourth quarter deficit for a victory (Notre Dame in 2009; USC in 2010).
- Completed 23-of-32 passes for 293 yards and two touchdowns against Arizona...passing yardage was the fourth highest total of his career.
- Completed 19-of-26 passes for 192 yards and one TD against Washington...also rushed five times for 92 yards, including a 51-yard TD run in the first quarter.
- Finished with 190 passing yards against Washington State, completing 20-of-28 passes, including three TDs.
- Completed 20-of-24 passes for 285 yards and three TDs against USC...engineered his first game winning drive, marching the Cardinal 62 yards in seven plays in 1:02, setting up Nate Whitaker's 30-yard FG.
- Completed 29-of-46 passes for 341 yards and two touchdowns against Oregon...the completions and attempts were both career highs while the passing yardage was the second highest total of his career (423 at Arizona, 2009)...connected on TD passes to Griff Whalen (18 yards first quarter) and Coby Fleener (36 yards second quarter)...also ran for a 10-yard TD that gave Stanford a 14-3 lead at the 4:02 mark of the first quarter.
- Threw for 238 yards against Notre Dame, completing 19-of-32 passes with one TD...connected with

Stanford's Bowl History

Year	Bowl	Opponent	Result
1902	Rose	Michigan	L, 0-49
1925	Rose	Notre Dame	L, 10-27
1927	Rose	Alabama	T, 7-7
1928	Rose	Pittsburgh	W, 7-6
1934	Rose	Columbia	L, 0-7
1935	Rose	Alabama	L, 13-29
1936	Rose	Southern Methodist	W, 7-0
1941	Rose	Nebraska	W, 21-13
1952	Rose	Illinois	L, 7-40
1971	Rose	Ohio State	W, 27-17
1972	Rose	Michigan	W, 13-12
1977	Sun	Louisiana State	W, 24-14
1978	Bluebonnett	Georgia	W, 25-22
1986	Gator Bowl	Clemson	L, 21-27
1991	Aloha	Georgia Tech	L, 17-18
1993	Blockbuster	Penn State	W, 24-3
1995	Liberty	East Carolina	L, 13-19
1996	Sun	Michigan State	W, 38-0
2000	Rose	Wisconsin	L, 9-17
2001	Seattle	Georgia Tech	L, 14-24
2009	Sun	Oklahoma	L, 27-31

Bowl Breakdown

Rose	5-6-1
Sun	2-1-0
Bluebonnet	1-0-0
Gator	0-1-0
Aloha	0-1-0
Blockbuster	1-0-0
Liberty	0-1-1
Seattlw	0-1-0

Stanford's Bowl MVPs

Year	Bowl	MVP
1925	Rose	Ernie Nevers
1928	Rose	Cliff Hoffman
1936	Rose	Monk Moscrip, Keith Topping
1941	Rose	Pete Kmetovic
1971	Rose	Jim Plunkett
1972	Rose	Don Bunce
1977	Sun	Guy Benjamin, Gordy Ceresino
1978	Bluebonnett	Steve Dils, Gordy Ceresino
1986	Gator	Brad Muster
1991	Aloha	Tommy Vardell
1993	Blockbuster	Darrien Gordon
1995	Liberty	Kwame Ellis
1996	Sun	Chad Hutchinson, Kailee Wong
2001	Seattle	Chris Lewis

- Coby Fleener on a 16-yard TD pass at the 3:37 mark of the first quarter to erase a 3-0 Irish lead.
- Completed 17-of-23 passes for 207 yards and four TDs against Wake Forest...led Stanford into the end zone in all eight offensive possessions he took part in.
- Also rushed for 65 yards against the Demon Deacons, including a 52 yard TD run at the 7:42 mark of the second quarter.
- Completed 11-of-24 passes for 151 yards and two TDs at UCLA...connected with Ryan Whalen on a 16 yard TD pass in the first quarter and Coby Fleener on a three-yarder at the 8:38 mark on the fourth quarter...also rushed for a career high 63 yards on seven carries.
- Completed 17-of-23 passes for 316 yards and four TDs in the season opener against Sacramento State...threw for 301 yards and all four of his TDs in the first half...four TDs were a career high and the most by a Stanford QB since Trent Edwards also had four against San Jose State in 2006...his passing total was the second highest of his career behind his 423-yard effort last year at Arizona... among his four TD strikes against Sacramento State was an 81-yard bomb to Doug Baldwin in the first quarter...TD pass was the eighth longest in Stanford history.
- Earned freshman All-America honors by CollegeFootballNews.com, scout.com and Sporting News and was also named the national freshman of the year by Scout.com.
- Threw for a career high 423 yards and three touchdowns last season at Arizona, which ranked as the third best passing performance in school history...totaled 443 yards in total offense which ranked second on the school's single season list.
- Missed the Sun Bowl with a broken finger suffered in the last regular season game against Notre Dame.
- Majoring in architectural design.

48 • Owen Marecic, Inside Linebacker/Fullback, 6-1, 244, Sr.-Sr., Tigard, OR

- One of the team's tri-captains, along with Ryan Whalen and Sione Fua.
- Finalist for William V. Campbell Trophy as the top scholar-athlete in college football.
- Is the only player among FBS schools to be listed atop the depth chart at two positions...holds down the starting duties at inside linebacker along his role at fullback.
- On the field for an average of 110 plays a game and has played the equivalent of two seasons for most players.
- Has rushed 20 times for 42 yards and four TDs...also has 45.0 total tackles, 3.5 tackles-for-loss, including one sack, two interceptions, four pass break ups and one fumble recovery from his linebacker position...ranks as the team's sixth leading tackler.
- Accounted for both on Stanford's touchdowns at Arizona State...carried over from one yard out in the first quarter and scored the go-ahead TD on a one yard run at the 5:14 mark of the fourth quarter.
- Finished with five tackles and recorded his second career interception against Washington State... picked off a Jeff Tuel pass on the Cougars third play from scrimmage and returned it 19 yards to the WSU seven yard line.
- Finished with a career high 10 tackles at Oregon...also carried twice for six yards.
- Scored touchdowns on both sides of the ball at Notre Dame just seconds apart...capped an 11-play, 49 yard scoring drive with a one yard TD run at the 7:45 mark on the fourth quarter...following the ensuing kickoff, intercepted a Dayne Crist pass and returned it 20 yards for a TD to give Stanford a 34-6 lead...also had five tackles in the game.
- Two-time first team All-Pac-10 academic selection...ESPN/CoSIDA second team Academic All-America selection.
- Recipient of the 2009 Jack Huston Award, given annually to a Stanford player for his unheralded efforts.
- Majoring in human biology.

98 • Matt Masifilo, Defensive End, 6-3, 280, Sr.-Jr., Ewa Beach, HI

- Has 31 total tackles on the year, including 4.0 sacks and two forced fumbles...tops interior linemen in tackles.
- Matched his season high with five tackles at Cal (also had five at Washington).
- Had two sacks and one forced fumble among his five tackles at Washington.
- Coming off an injury-plagued season where he missed five games after suffering a knee injury in the second game of the season against Wake Forest.
- Finished the year with 18 tackles, including 11 solo efforts and one sack.
- Majoring in mechanical engineering.

81 • Chris Owusu, Wide Receiver, 6-2, 220, Jr.-Jr., Westlake Village, CA

- Has missed six games (Sacramento State, UCLA, Washington State, Arizona State, California and Oregon State) with injury.
- Ranks as Stanford's fourth leading receiver with 24 catches for 394 yards and three TDs in his six games.
- Caught nine passes for 165 yards against Arizona, both career highs...was on the receiving end of a 45 yard TD pass from Luck that opened the scoring at the 12:06 mark of the first quarter.
- Has averaged 24.7 yards in his 17 kickoff returns...broke lose for an 88-yard return against USC, which was the third longest of his career...has averaged 28.1 yards (1,913 total) in his 68 career kickoff returns to rank first on Stanford's all-time career list...has returned three kickoffs for TDs, including a career long of 94TD vs. San Jose State in 2009.
- Preseason first team All-America selection by both Sporting News and Playboy as a kickoff specialist...also included on the preseason watch list for the Walter Camp Foundation Player of the Year award.

Stanford Bowl Highlights

1902

Stanford drops a 49-0 decision to Michigan in the first Rose Bowl.

1925

Ernie Nevers rushes for 114 yards, but Knute Rockne and the Four Horseman lead Notre Dame to a 27-10 victory over Stanford in the 1925 Rose Bowl as the Irish capture its first ever national championship.

1927

In a game that pitted two unbeaten teams, Stanford and Alabama play to a 7-7 tie in the Rose Bowl.

1936

Bill Paulman scores the only touchdown on a bootleg as Stanford defeats SMU, 7-0 in the 1936 Rose Bowl.

1941

Stanford head coach Clark Shaunessy's revolutionary T-formation helps Stanford to a 21-13 win over Nebraska in the 1941 Rose Bowl.

1971

Heisman Trophy winner Jim Plunkett passes for 265 yards to lead Stanford to a 27-17 victory over top-ranked Ohio State in the 1971 Rose Bowl.

1972

Rod Garcia kicks a game-winning field goal with :12 remaining to lift Stanford to a 13-12 victory over previously unbeaten Michigan in the 1972 Rose Bowl.

1977

Stanford's defense led by Gordy Ceresino shuts out LSU in the second half en route to a 24-14 victory in the 1977 Sun Bowl, as the Cardinal finish 9-3 under first year head coach Bill Walsh.

1978

Stanford scores 25 unanswered points and rallies from a 22-0 deficit to defeat 7th-ranked Georgia in the 1978 Bluebonnet Bowl.

1993

Playing in its first New Year's Day bowl game since the 1972 Rose Bowl, Stanford defeats Penn State, 24-3 in the Blockbuster Bowl to post its first 10-win season since 1940.

1995

Stanford, picked to finish last in the Pac-10 at the start of the season, earns a bid to the Liberty Bowl, but falls to East Carolina, 19-13.

1996

In the most lopsided bowl game in school history, Stanford blanks Michigan State, 38-0 in the Sun Bowl. The victory caps one of the biggest turnarounds in school history after the Cardinal were 2-5 overall after the seven game mark.

2000

After winning the Pac-10 Championship with a 7-1 record, Stanford finds itself back in the Rose Bowl for the first time since 1972, but falls to Wisconsin and Heisman Trophy-winner Ron Dayne, 17-9.

2001

The 11th-ranked Cardinal bring an 8-3 record to the Seattle Bowl but suffer a 24-14 defeat at the hands of Georgia Tech. It would be Stanford's last bowl appearance until the 2009 season.

- Led the team in touchdown receptions (5) and finished second in receptions (37) and receiving yardage (682) in 2009.
- Dynamic kickoff return man earned first team All-Pac-10 honors and was selected as a second team Walter Camp All-American last year as a sophomore...led the Pac-10 and ranked fifth nationally in kickoff return average (31.5)...totaled 1,167 yards in kickoff returns, smashing Ryan Wells' single-season school mark of 715 set in 2002.
- Returned eight kickoffs for 40 yards or more, including three for TDs in 2009.
- Returned three kickoffs for TDs against Washington State (85), San Jose State (94) and Washington (91) to set a Stanford single-season record...three kickoff returns for TDs also tied a Pac-10 single season record.
- His 94-yard return against San Jose State in 2009 was the 10th longest return in school history.
- Majoring in human biology.

9 • Richard Sherman, Cornerback, 6-3, 192, 5th-Sr., Compton, CA

- Fifth-year senior has 49 total tackles, four interceptions and six pass breakups and one fumble recovery this season.
- Has six career interceptions over the last two seasons.
- Finished with a career high 10 tackles and an interception against Arizona.
- Made a successful transition to the secondary last season after spending his first three seasons as a wide receiver, catching a combined 81 passes for 1,340 yards and seven TDs.
- Appeared in all 13 games and made 12 starts at cornerback last season...ranked fourth on the team with 62 tackles...had two interceptions on the year, including one for touchdown against USC.
- Led Stanford in receiving yardage as a freshman and sophomore but was limited to just four games in 2008 due to injury...has averaged 16.5 yards per catch in his career to rank ninth on Stanford's all-time career list.
- Majoring in communications.

11 • Shayne Skov, Inside Linebacker, 6-3, 243, So.-So., Piedmont, CA

- Ranks as the team's leading tackler with 72 stops, 7.5 tackles-for-loss (4.5 sacks), four pass breakups and a forced fumble in his nine games...missed the first two games of the year with injury.
- Ranks 11th in the Pac-10 in tackles per game (7.2).
- Finished with a season-high 13 tackles, including one tackle-for-loss, against USC.
- Recorded a career-high 2.0 sacks among his eight total tackles at Notre Dame...dropped Dayne Crist twice in the first quarter...also forced a fumble with his second sack at the 3:30 mark leading to a Whitaker field goal.
- Earned honorable mention freshman All-America honors by CollegeFootballNews.com after finishing the season with 62 total stops, including 33 unassisted efforts.
- Came off the bench for the first six games over the season before assuming a starting role against Arizona on Oct. 17.
- Finished with a career-high 15 tackles vs. Oklahoma in the Sun Bowl.
- Recipient of the Menlo-Atherton Trophy as the team's top freshman.
- Undeclared major.

33 • Stepfan Taylor, Running Back, 5-11, 208, SO.-So., Mansfield, TX

- Team's leading rusher with 1,023 yards on 210 carries (4.9)...averaging 85.2 yards per game to rank as the Pac-10's sixth leading rusher...is the first Stanford sophomore to rush for 1,000 yards since Darrin Nelson (1,061) in 1978.
- Is just the sixth back in Stanford history to rush for over 1,000 yards in a single-season.
- Has 14 rushing TDs on the season, which rank tied for third on Stanford's single-season top-10 with Toby Gerhart (2008).
- Registered his sixth-yard 100-yard game of the season with an 115-yard effort against Oregon State...rushed for 100 yards in five straight games against Notre Dame (108), Oregon (113), USC (104), Washington State (142) and Washington (104), becoming just the second back in Stanford history to have rushed for over 100-yards in five straight contests, joining Toby Gerhart, who closed out his collegiate career with a school-record seven-straight 100-yard efforts
- Tied a Stanford single-game record with four rushing touchdowns against Arizona.
- Appeared in all 13 games last year as a freshman...carried 56 times for 303 yards to rank as the team's third leading rusher behind Gerhart and Luck...had two rushing TDs on the year against Washington and Arizona State...also caught three passes for 43 yards.
- First team all-state 5A selection as a senior at Mansfield (Tex.) High School.
- Undeclared major.

44 • Chase Thomas, Outside Linebacker, 6-4, 239, Jr.-So., Marietta, GA

- Ranks second on the team in tackles with 66 stops, including 11.5 for loss
- Also has 7.5 sacks among his 11.5 tackles-for-loss...ranks third in the Pac-10 in sacks-per-game (0.62) and t-7th in TFL per game (0.96)...his 7.5 sacks are the most by a Stanford player since Jon Alston had 10 in 2004.
- Was the team's leading tackler in Stanford's 41-0 victory at Washington...finished with a career-high nine stops, including seven solo efforts...also registered a sack.
- Finished with four tackles at Oregon and recorded his first career interception when he picked off a Darron Thomas pass in the first quarter.
- Finished with five tackles at UCLA...recovered a Randall Carroll fumble at the UCLA 46 in the second quarter.
- Named a second team freshman All-American by CollegeFootballNews.com and also earned ESPN.com and Sporting News Pac-10 all-freshman honors.
- Appeared in 13 games and made eight starts at defensive end...took over a starting role at Oregon State after Erik Lorig was sidelined with a season-ending injury.
- Finished his first campaign with 36 total tackles, including seven for loss.
- Majoring in communications.

Stanford's National Championships

NCAA championships are commonplace at Stanford University, as Cardinal teams have combined to win 99 NCAA team championships, including 60 men's championships and an NCAA-best 39 women's titles. Stanford teams have combined to capture a national-best 82 NCAA titles since 1980 and 59 since 1990. Stanford has won at least one NCAA championship for 34 consecutive years and has won four national titles in a single year nine times.

Nine different teams have won at least five national titles, including men's tennis (18), women's tennis (17), men's water polo (11), women's swimming and diving (9), men's swimming and diving (8), men's golf (8), women's volleyball (8), synchronized swimming (6) and women's cross country (5). A total of 19 Stanford teams have won at least one national championship after women's rowing captured its inaugural NCAA title 2009.

Stanford's Championship Facts

Total National Championships.....	114
Total NCAA Championships	99
Men's NCAA championships.....	60
Women's NCAA Championships	39
Other National Championships	15

Titles by Sport

Baseball	2
Men's Basketball	3
Women's Basketball.....	2
Men's Cross Country.....	4
Women's Cross Country.....	5
Football	1
Men's Golf	8
Men's Gymnastics.....	4
Women's Rowing.....	1
Women's Lwt. Rowing	1
Co-Ed Sailing	1
Men's Swimming & Diving.....	8
Women's Swimming & Diving.....	9
Synchronized Swimming.....	6
Men's Tennis	18
Women's Tennis	17
Men's Track & Field	4
Men's Volleyball.....	2
Women's Volleyball.....	6
Men's Water Polo	11
Women's Water Polo.....	1

16 Straight Directors' Cups

Stanford has won 16 straight Directors' Cups, emblematic of the top intercollegiate program in the country. Last year, Stanford captured NCAA titles in the sports of women's tennis and men's volleyball.

Stanford boasted an impressive 17 top-10 finishes last season, with nine teams earning No. 1 rankings at some point during their seasons. In addition to winning national championships in three sports, six other Cardinal teams had runner-up national finishes.

Three Stanford student-athletes earned national player of the year recognition while three Stanford coaches earned national coach of the year recognition. Ten Stanford student-athletes won NCAA individual titles.

3 • Michael Thomas, Safety, 5-11, 182, Jr.-Jr., Houston, TX

- Ranks as the team's third leading tackler with 57 stops, including 41 solo efforts...has 4.5 tackles-for-loss, one interception, two forced fumbles and one fumble recovery.
- Compiled 29 tackles in Stanford's last four games against Arizona (6), Arizona State (9), Cal (6) and Oregon State (8).
- Recorded his second career interception at California, picking off a Brock Mansion pass at the 1:48 mark of the second quarter.
- Finished with a career-high nine tackles at Arizona State...forced a fumble with a big hit on Steven Threet at the goal line at the 11:39 mark of the second quarter.
- Turned in an outstanding performance at UCLA with five total tackles, two forced fumbles and a fumble recovery for a TD...forced a Randall Carroll fumble at the 8:45 mark of the second quarter...also stripped Kevin Prince of the ball and returned the fumble 21 yards for a TD with 0:34 left in the third quarter...first Stanford player to return a fumble for a TD since Michael Craven vs. UC Davis in 2005...was named the Pac-10's Defensive Player of the Week for his efforts.
- Majoring in sociology.

9 • Ryan Whalen, Wide Receiver, 6-2, 205, Sr.-Sr., Alamo, CA

- One of team's tri-captains, along with Sione Fua and Owen Marecic.
- Ranks as the team's second leading receiver with 39 catches for 415 yards and two TDs in his nine games...missed the Notre Dame and Oregon games with injury.
- Has 138 career receptions for 1,860 yards and seven TDs in 47 career games to rank as Stanford's leading active receiver.
- Combined to catch 28 passes for 284 yards over the last six games of the regular season.
- Caught a season-high six passes for 71 yards and one TD against Washington State...was on the receiving end of a seven yard TD pass from Luck at the 4:33 mark of the first quarter.
- Stanford's leading receiver each of the last two seasons...caught 57 passes for 926 yards and four touchdowns last season after a sophomore campaign that netted 41 receptions for 508 yards.
- First team Pac-10 All-Academic selection this season...earned second team ESPN The Magazine Academic All-America honors from CoSIDA in 2009.
- Was the recipient of the Gundelach Award honoring the team's top junior.
- Majoring in science, technology and society.

39 • Nate Whitaker, Kicker, 5-9, 185, 5th-Sr., San Diego, CA

- First team All-Pac-10 selection is 17-of-19 in field goal attempts this season.
- has made 33-of-41 (80.4) of his field goal tries over the last two seasons...career field goal percentage currently ranks first on Stanford's career charts.
- His 17 field goals this season rank fourth on Stanford's single-season list...needs two more to tie John Hopkins' (1988) single-season record...his 33 career field goals ranks seventh all-time.
- has accounted for 108 points this season, which ranks third on Stanford's all-time single season list and first among kickers...has accounted for 208 points in his Stanford career, good for 10th all-time.
- For his career, is 15-15 between 20-29 yards, 8-10 from 30-39, 9-14 from 40-49 and 1-2 from 50+...booted a career long 54-yarder last season at Wake Forest, which tied for the fifth longest in school history and set a BT&T Stadium record.
- Kicked a game-winning, 30-yard field goal as time expired to defeat USC, 37-35.
- Was 5-for-5 in field goal tries at Notre Dame...the five field goals tied a Stanford single-game record (John Hopkins vs. California, 1990)...accounted for 17 of Stanford's 37 points...named Pac-10's Special Teams Player of the week for his efforts.
- Is 51-for-54 in PATs this season and is now 104-for-107 in PAT tries in his career...made 66 consecutive PATs before misfiring against Wake Forest following Stanford's fourth TD of the game in the second quarter...also missed another PAT in the fourth quarter.
- Began his college career at Notre Dame where he made the team as a walk-on in 2006...saw time with the Irish in 2006 and '07 before transferring to Stanford...officially joined the team on Sept. 22, 2008.

36 • Daniel Zychlinski, Punter, 6-3, 207, Jr.-So., Tampa, FL

- Averaging 41.8 yards (1129 total) in 27 punts this season.
- Has averaged 41.3 yards (1282 total) in 28 career punts...career long is 64.
- Saw action in two games last season to earn his first varsity letter...punted four times for 153 yards (38.2) with a long of 46.
- Majoring in psychology.



Career and Season Starts

No.	Name	2010 GP-GS	Career Starts
2	Gatewood, Corey	9-0	6
3	Thomas, Michael	12-10	11
4	Terrell, Drew	8-0	0
5	Loukas, Alex	8-0	1
OE	Devon Carrington	7-0	0
6	Brown, Terrence	6-1	1
OF	Nunes, Josh	4-0	0
8	Whalen, Ryan	10-9	27
9	Sherman, Richard	12-11	38
10	Meinken, Geoff	3-0	0
11	Toilolo, Levine	1-1	1
1A	Skov, Shayne	10-10	17
12	Luck, Andrew	12-12	24
13	Picazo, Robbie	1-0	0
15	Amanam, Usua	11-0	0
1E	Seals, Brent	4-0	0
17	Whalen, Griff	12-1	1
21	Patterson, Jamal-Rashad	9-0	0
23	Yancy, Austin	12-2	21
24	Evans, Quinn	11-0	1
25	Gaffney, Tyler	9-0	0
26	Howell, Delano	11-11	22
27	Bademosi, Johnson	10-8	14
28	Bernard, Harold	12-1	1
29	Stutz, Andrew	2-0	0
21	Reynolds, Ed	7-0	0
31	Browning, Barry	9-3	3
32	Wilkerson, Anthony	12-0	0
33	Taylor, Stepfan	12-11	11
34	Stewart, Jeremy	7-1	5
35	Lancaster, Jarek	12-0	0
36	Zychlinski, Daniel	12-11	11
38	Green, David	2-1	24
39	Whitaker, Nate	13-13	26
40	Skaufel, Taylor	12-5	10
42	Debniak, Alex	12-0	0
43	Amajoyi, Chike	12-0	17
44	Thomas, Chase	12-12	20
45	Lueders, Blake	10-0	0
4E	Fowler, Andrew	1-0	0
46	Whitaker, Eric	2-0	0
47	Muagututia, Myles	5-0	0
48	Marcic, Owen	12-12	47*
49	Gardner, Ben	10-0	0
5J	Etiz, Brent	1-0	0
52	DeCastro, David	12-12	25
53	Hall, Derek	12-12	12
54	Yankey, David	2-0	0
55	Martin, Jonathan	12-12	23
5F	Nolan, Zach	12-12	37
56	Gowan, Jacob	3-0	0
57	Bergen, Max	12-2	2
64	Schwartzstein, Sam	6-0	0
65	Wilkes, Khalil	6-0	0
66	Bentler, Matt	12-0	0
71	Phillips, Andrew	12-12	35
72	Beeler, Chase	12-12	31
76	Danser, Kevin	6-0	0
77 &	Mabry, Tyler	12-0	0
78	Hallick, Brad	3-0	0
79	Halamandaris, George	4-0	0
80^	McGillicuddy, James	11-1	1
80	Knapp, Sam	2-0	0
81	Owusu, Chris	6-3	12
82	Fleener, Coby	12-7	10
84	Roberts, Jemari	7-0	0
85	Hewitt, Ryan	12-0	0
86	Ertz, Zach	12-1	1
88	Reuland, Konrad	12-6	10
89	Baldwin, Doug	12-11	22
90	Mauro, Josh	8-0	0
92	Fua, Sione	12-12	30
93	Murphy, Trent	2-0	0
94	Keiser, Thomas	12-12	27
95	Bulcke, Brian	12-8	18
98	Masifilo, Matthew	12-12	19
99	Stephens, Terrence	11-0	0

* - Marcic started both ways on Nov. 7, 2009, eight in 2010 (he did not start on offense against USC, AZ, WSU, Cal 2010)

^ - McGillicuddy is listed as 74 in statcrew's roster & - Mabry is listed as 77 in statcrew's roster
Double numbers listed with a letter

Stanford Depth Chart

Projected Offense

WR	8	Ryan Whalen	6-2	205	Sr.-Sr.	
	17	Griff Whalen	6-0	185	Jr.-Jr.	
	84	Jemari Roberts	6-3	212	So.-Fr.	
LT	55	Jonathan Martin	6-6	304	Jr.-So.	
	77	Tyler Mabry	6-7	292	Sr.-Jr.	
LG	71	Andrew Phillips	6-5	302	5th-Sr.	
	66	Matt Bentler	6-5	292	Sr.-Jr.	
C	72	Chase Beeler	6-3	285	5th-Sr.	
	65	Khalil Wilkes	6-3	287	So.-Fr.	
	64	Sam Schwartzstein	6-3	284	Jr.-So.	
RG	52	David DeCastro	6-5	310	Jr.-So.	
	76	Kevin Danser	6-6	288	So.-Fr.	
RT	53	Derek Hall	6-5	303	5th-Sr.	
	74	James McGillicuddy	6-3	307	6th-Sr.	
TE	88	Konrad Reuland	6-6	257	5th-Sr.	
	82	Coby Fleener	6-6	244	Sr.-Jr.	
	86	Zach Ertz	6-6	249	So.-Fr.	
QB	12	Andrew Luck	6-4	235	Jr.-So.	
	5	Alex Loukas	6-4	210	Sr.-Jr.	
	6	Josh Nunes	6-4	211	So.-Fr.	
	or	13	Robbie Picazo	6-3	208	So.-Fr.
RB	33	Stepfan Taylor	5-11	208	So.-So.	
	32	Anthony Wilkerson	6-1	220	Fr.-Fr.	
	25	Tyler Gaffney	6-0	216	So.-So.	
	15	Usua Amanam	5-10	184	So.-Fr.	
		34	Jeremy Stewart	6-0	218	Sr.-Sr.
FB	48	Owen Marcic	6-1	244	Sr.-Sr.	
	85	Ryan Hewitt	6-4	238	So.-Fr.	
WR	89	Doug Baldwin	5-11	189	Sr.-Sr.	
	81	Chris Owusu	6-2	200	Jr.-Jr.	
	4	Drew Terrell	5-11	189	Sr.-Sr.	

Projected Defense

DE	98	Matt Masifilo	6-3	280	Sr.-Jr.
	90	Josh Mauro	6-6	264	So.-Fr.
NT	92	Sione Fua	6-2	306	Sr.-Sr.
	99	Terrence Stephens	6-2	295	So.-So.
	56	Jacob Gowan	6-3	284	So.-Fr.
DE	95	Brian Bulcke	6-4	275	5th-Sr.
	49	Ben Gardner	6-4	251	So.-Fr.
ILB	48	Owen Marcic	6-1	244	Sr.-Sr.
	43	Chike Amajoyi	6-0	235	Sr.-Sr.
ILB	11	Shayne Skov	6-3	243	So.-So.
	57	Max Bergen	6-2	230	Sr.-Jr.
OLB	44	Chase Thomas	6-4	239	Jr.-So.
	42	Alex Debniak	6-2	233	Jr.-So.
OLB	94	Thomas Keiser	6-5	244	Sr.-Jr.
	45	Blake Lueders	6-5	245	Fr.-Fr.
LC	9	Richard Sherman	6-3	192	5th-Sr.
	31	Barry Browning	6-1	168	Fr.
RC	27	Johnson Bademosi	6-1	197	Jr.-Jr.
	6	Terrence Brown	6-1	178	So.-Fr.
	28	Harold Bernard	6-2	186	Jr.-So.
SS	26	Delano Howell	5-11	198	Jr.-Jr.
	23	Austin Yancy	6-4	203	5th-Sr.
FS	3	Michael Thomas	5-11	182	Jr.-Jr.
	40	Taylor Skaufel	6-1	196	Sr.-Sr.



Stanford Specialists

K	39	Nate Whitaker	5-9	185	5th-Sr.
	46	Eric Whitaker	5-9	182	So.-Fr.
PK	39	Nate Whitaker	5-9	185	5th-Sr.
	46	Eric Whitaker	5-9	182	So.-Fr.
P	36	Daniel Zychlinski	6-3	207	Jr.-So.
	38	David Green	6-1	205	Sr.-Jr.
KOR	15	Usua Amanam	5-10	184	So.-Fr.
	81	Chris Owusu	6-2	200	Jr.-Jr.
PR	4	Drew Terrell	5-11	180	So.-So.
	89	Doug Baldwin	5-11	189	Sr.-Sr.
LS	56	Zach Nolan	6-4	229	5th-Sr.
	45	Andrew Fowler	6-2	233	5th-Sr.
HLD	36	Daniel Zychlinski	6-3	207	Jr.-So.
	17	Griff Whalen	6-0	185	Jr.-Jr.

PRONUNCIATION GUIDE

Chike Amajoyi	Chee-kay, Ah-mah-joy
Usua Amanam	OOS-wa, uh-MAN-uhm
Dillon Bonnell	Bon-NEL
Brian Bulcke	Bul-key
Juan Castellanos	Cas-tel-ah-nos
Alex Debniak	Deb-knee-ack
Davis Dudchock	DOO-chuck
Brent Etiz	eh-TIZ
Siona Fua	See-oh-nay Foo-a
Chris Gaertner	Gart-ner
Joe Hemschoot	HEM-scott
Delano Howell	Da-lah-no
Alex Loukas	Lucas
Blake Lueders	Loo-ders

Owen Marcic	Marie-sick
Matt Masifilo	Mas-a-feel-o
Josh Mauro	(rhymes with tomorrow)
Geoff Meinken	MINE-kin
Myles Muagututia	Ma-wah-ga-too-tee-a
Josh Nunes	Noo-nes
Kyle Olugbode	Oh-lug-BOH-day
Chris Owusu	Oh-WOO-soo
Robbie Picazo	Pc-CAZO
Ben Rhyne	Rine
Taylor Skaufel	SKA-ful
Shayne Skov	Skove (rhymes with stove)
Drew Terrell	Te-RELL
Levine Toilolo	Le-VEEN Toy-lo-lo
Khalil Wilkes	Ka-LIL
Daniel Zychlinski	Za-klin-ski



Alphabetical Roster

NO	NAME	POS	HT	WT	YR	EXP	HOMETOWN (LAST SCHOOL)
43	Chike Amajoyi	LB	6-1	235	SR	3V	San Bernardino, CA (Aquinas HS)
15	Usua Amanam	RB	5-10	184	SO	SQ	Fremont, CA (Bellarmine College Prep.)
91	Henry Anderson	DL	6-6	258	FR	HS	Atlanta, GA (Woodward Academy)
27	Johnson Bademosi	CB	6-1	197	JR	2V	Silver Spring, MD (Gonzaga College HS)
46	Brig Badger	S	5-11	190	FR	HS	Atherton, CA (Menlo School)
89	Doug Baldwin	WR	5-11	189	SR	3V	Gulf Breeze, FL (Gulf Breeze HS)
72	Chase Beeler	C	6-3	285	SR	3V	Jenks, OK (Jenks HS/Oklahoma)
66	Matt Bentler	OG	6-5	292	SR	SQ	Bettendorf, IA (Davenport Assumption HS)
57	Max Bergen	LB	6-2	230	SR	2V	East Stroudsburg, PA (East Stroudsburg HS)
28	Harold Bernard	S	6-2	186	SO	1V	Chandler, AZ (Chandler HS)
75	Dillon Bonnell	OL	6-4	283	FR	HS	Highlands Ranch, CO (ThunderRidge HS)
6	Terrence Brown	CB	6-1	178	SO	SQ	Torrance, CA (Orange Lutheran HS)
31	Barry Browning	DB	6-1	168	FR	HS	Everman, TX (Everman HS)
95	Brian Bulcke	DL	6-4	285	SR	3V	Windsor, Ontario, Canada (St. Anne HS)
5	Devon Carrington	S	6-1	192	FR	HS	Chandler, AZ (Hamilton HS)
47	Juan Castellanos	K	6-1	175	FR	HS	Miami, FL (Ronald Reagan/Doral Senior HS)
23	Jackson Cummings	RB	5-9	195	FR	HS	Rocklin, CA (Rocklin HS)
14	Darren Daniel	QB	6-4	196	FR	HS	Phenix City, AL (Central HS)
76	Kevin Danser	OT	6-6	288	SO	SQ	Saratoga, CA (Bellarmine College Prep.)
42	Alex Debnjak	LB	6-2	233	JR	1V	Hudsonville, MI (Hudsonville HS)
52	David DeCastro	OG	6-5	310	JR	1V	Bellevue, WA (Bellevue HS)
83	Davis Dudchock	TE	6-4	226	FR	HS	Birmingham, AL (Oak Mountain HS)
86	Zach Ertz	TE	6-6	249	SO	SQ	Alamo, CA (Monte Visa HS)
50	Brent Etiz	LB	6-1	215	SO	SQ	Clovis, CA (Buchanan HS)
24	Quinn Evans	CB	5-10	177	JR	1V	Chandler, AZ (Chandler HS)
44	John Flacco	WR	6-2	180	FR	HS	Audubon, NJ (Audubon HS)
82	Coby Fleener	TE	6-6	244	SR	2V	Lemont, IL (Joliet Catholic Academy)
73	Cameron Fleming	OL	6-6	289	FR	HS	Houston, TX (Cypress Creek HS)
45	Andrew Fowler	LS	6-2	232	SR	TR-1V	San Diego, CA (The Bishop's School/Williams College)
92	Sione Fua	DL	6-2	306	SR	3V	Encino, CA (Crespi HS)
37	Chris Gaertner	S	6-1	183	FR	HS	Atherton, CA (Sacred Heart Prep)
25	Tyler Gaffney	RB	6-1	216	SO	1V	San Diego, CA (Cathedral Catholic HS)
49	Ben Gardner	LB	6-4	251	SO	SQ	Mequon, WI (Homestead HS)
2	Corey Gatewood	CB	5-11	188	SR	3V	Randolph, MA (Belmont Hill School)
9	Brandon Gottfried	WR	6-5	210	FR	HS	Orange Beach, AL (Gulf Shores HS)
56	Jacob Gowan	DL	6-3	284	SO	SQ	Santa Rosa, CA (Cardinal Newman HS)
38	David Green	K/P	6-1	205	SR	2V	Mission Viejo, CA (Mission Viejo HS)
79	George Halamandaris	OG	6-7	303	SR	SQ	Moorpark, CA (Moorpark HS)
53	Derek Hall	OT	6-5	303	SR	2V	Overland Park, KS (Rockhurst HS)
78	Brad Hallick	DL	6-6	286	SR	SQ	Pottsville, PA (Pottsville Area HS)
7	Joe Hemschoot	ILB	6-1	215	FR	HS	Lakewood, CO (Lakewood HS)
85	Ryan Hewitt	TE	6-4	238	SO	SQ	Denver, CO (J.K. Mullen HS)
26	Delano Howell	S	5-11	198	JR	2V	Newhall, CA (Hart HS)
94	Thomas Keiser	LB	6-5	244	SR	2V	Wexford, PA (North Allegheny HS)
80	Sam Knapp	WR	6-3	208	SO	SQ	Menlo Park, CA (Menlo-Atherton HS)
35	Jarek Lancaster	LB	6-1	227	SO	SQ	Helotes, TX (Sandra Day O'Connor HS)
5	Alex Loukas	S	6-4	210	SR	1V	Bannockburn, IL (Deerfield HS)
12	Andrew Luck	QB	6-4	235	JR	1V	Houston, TX (Stratford HS)
45	Blake Lueders	ILB	6-5	241	FR	HS	Zionsville, IN (Zionsville Community HS)
77	Tyler Mabry	OT	6-7	292	SR	2V	San Diego, CA (Francis Parker School)
48	Owen Marecic	FB	6-1	244	SR	3V	Tigard, OR (Jesuit HS)
55	Jonathan Martin	OT	6-6	304	JR	1V	Los Angeles, CA (Harvard-Westlake School)
98	Matthew Masifilo	DL	6-3	280	SR	2V	Ewa Beach, HI (Campbell HS)
90	Josh Mauro	DL	6-6	264	SO	SQ	Hurst, TX (L.D. Bell HS)
61	Conor McFadden	OL	6-3	265	FR	HS	West St. Paul, MN (St. Thomas Academy)
80	James McGillicuddy	OG	6-3	307	SR	2V	Worcester, MA (St. John's HS)
10	Geoff Meinken	FB	6-4	274	SO	SQ	Lynnwood, WA (Lynnwood HS)
47	Myles Muagututia	S	6-2	206	SO	SQ	Oceanside, CA (Francis Parker HS)
93	Trent Murphy	DL	6-6	246	SO	SQ	Phoenix, AZ (Brophy College Prep)
20	Keanu Nelson	WR/CB	5-11	168	FR	HS	Tucson, AZ (Sabino HS)
56	Zach Nolan	LS	6-4	229	SR	3V	Parkland, FL (Pine Crest School)



DISCOVER ORANGE BOWL | STANFORD vs. VIRGINIA TECH | JANUARY 3, 2011 | 8:00 p.m. ET

7	Brett Nottingham	QB	6-4	210	FR	HS	Alamo, CA (Monte Visa HS)
6	Josh Nunes	QB	6-4	211	SO	SQ	Upland, CA (Upland HS)
10	David Olson	QB	6-3	228	FR	HS	Columbia, SC (Irmo HS)
22	Kyle Olugbode	RB/S	6-1	195	FR	HS	San Jose, CA (Bellarmine Prep)
81	Chris Owusu	WR	6-2	200	JR	2V	Westlake Village, CA (Oaks Christian School)
58	David Parry	DT	6-2	295	FR	HS	Marion, IA (Linn Marr HS)
21	Jamal-Rashad Patterson	WR	6-3	205	SO	1V	McDonough, GA (Henry County HS)
71	Andrew Phillips	OG	6-5	302	SR	3V	Darnestown, MD (Georgetown Prep)
13	Robbie Picazo	QB	6-3	228	SO	SQ	Santa Margarita, CA (Tesoro HS)
96	Eddie Plantaric	DL	6-5	277	FR	HS	Orangevale, CA (Del Campo HS)
88	Konrad Reuland	TE	6-6	257	SR	3V	Mission Viejo, CA (Mission Viejo HS/Notre Dame)
87	Warren Reuland	WR	6-5	202	JR	1V	Mission Viejo, CA (Mission Viejo HS)
29	Ed Reynolds	S	6-2	194	FR	HS	Orange Park, FL (Woodberry Forest HS)
14	Ben Rhyme	K/P	6-2	195	FR	HS	Charlotte, NC (Charlotte Country Day School)
84	Jemari Roberts	WR	6-3	212	SO	SQ	Long Beach, CA (Wilson HS)
64	Sam Schwartzstein	C	6-3	284	JR	SQ	Southlake, TX (Carroll HS)
30	Ricky Seale	RB	5-9	192	FR	HS	Escondido, CA (Escondido HS)
15	Brent Seals	S	6-1	189	SO	SQ	Chino Hills, CA (Bishop Amat HS)
9	Richard Sherman	CB	6-3	192	SR	3V	Compton, CA (Dominguez HS)
40	Taylor Skaufel	S	6-1	196	SR	3V	The Woodlands, TX (The Woodlands HS)
11	Shayne Skov	LB	6-3	243	SO	1V	Piedmont, CA (Trinity-Pawling School)
4	Michael Spanos	RB	5-10	185	SO	SQ	Stockton, CA (Lincoln HS)
99	Terrence Stephens	DL	6-2	295	SO	1V	Gaithersburg, MD (Quince Orchard HS)
34	Jeremy Stewart	RB	6-1	218	SR	3V	Baton Rouge, LA (Catholic HS)
29	Andrew Stutz	RB	6-1	202	SO	SQ	Scottsdale, AZ (Notre Dame Prep)
17	AJ Tarpley	ILB	6-2	221	FR	HS	Plymouth, MN (Wayzata HS)
33	Stepfan Taylor	RB	5-11	208	SO	1V	Mansfield, TX (Mansfield HS)
4	Drew Terrell	WR	5-11	180	SO	1V	Chandler, AZ (Hamilton HS)
44	Chase Thomas	LB	6-4	239	JR	1V	Marietta, GA (Walton HS)
3	Michael Thomas	CB	5-11	182	JR	2V	Houston, TX (Nimitz HS)
11	Levine Toilolo	TE	6-8	263	SO	SQ	La Mesa, CA (Helix HS)
18	Jeff Trojan	WR	6-3	194	FR	HS	Huntington Beach, CA (Edison HS)
18	Alex Turner	OLB	6-1	241	FR	HS	Las Vegas, NV (Bishop Gorman HS)
50	Cole Underwood	OL	6-4	281	FR	HS	Denton, TX (John H. Guyer HS)
26	Matt Walter	RB	5-11	180	FR	HS	Portola Valley, CA (Sacred Heart Prep)
36	Lee Ward	FB	6-1	245	FR	HS	Chesterfield, MO (Parkway Central HS)
17	Griff Whalen	WR	6-1	185	JR	2V	Sylvania, OH (Southview HS)
8	Ryan Whalen	WR	6-2	205	SR	3V	Alamo, CA (Monte Vista HS)
46	Eric Whitaker	K	5-9	182	SO	SQ	San Diego, CA (St. Augustine HS)
39	Nate Whitaker	K	5-9	185	SR	1V	San Diego, CA (St. Augustine HS/Notre Dame)
32	Anthony Wilkerson	RB	6-1	220	FR	HS	Foothill Ranch, CA (Tustin HS)
65	Khalil Wilkes	C/OG	6-3	287	SO	SQ	Teaneck, NJ (St. Peters Prep.)
19	Jordan Williamson	K	5-11	170	FR	HS	Austin, TX (Westwood HS)
23	Austin Yancy	S	6-4	219	SR	2V	League City, TX (Clear Creek HS)
54	David Yankey	OL	6-5	302	FR	HS	Roswell, GA (Centennial HS)
36	Daniel Zychlinski	P	6-3	207	JR	1V	Tampa, FL (King HS)

Numerical Roster

NO	NAME	POS	HT	WT	EXP	YR	HOMETOWN (LAST SCHOOL)
2	Corey Gatewood	CB	5-11	188	3V	SR	Randolph, MA (Belmont Hill School)
3	Michael Thomas	CB	5-11	182	2V	JR	Houston, TX (Nimitz HS)
4	Michael Spanos	RB	5-10	185	SQ	SO	Stockton, CA (Lincoln HS)
4	Drew Terrell	WR	5-11	180	1V	SO	Chandler, AZ (Hamilton HS)
5	Devon Carrington	S	6-1	192	HS	FR	Chandler, AZ (Hamilton HS)
5	Alex Loukas	S	6-4	210	1V	SR	Bannockburn, IL (Deerfield HS)
6	Josh Nunes	QB	6-4	211	SQ	SO	Upland, CA (Upland HS)
6	Terrence Brown	CB	6-1	178	SQ	SO	Torrance, CA (Orange Lutheran HS)
7	Brett Nottingham	QB	6-4	210	HS	FR	Alamo, CA (Monte Visa HS)
7	Joe Hemschoot	ILB	6-1	215	HS	FR	Lakewood, CO (Lakewood HS)
8	Ryan Whalen	WR	6-2	205	3V	SR	Alamo, CA (Monte Vista HS)
9	Richard Sherman	CB	6-3	192	3V	SR	Compton, CA (Dominguez HS)
9	Brandon Gottfried	WR	6-5	210	HS	FR	Orange Beach, AL (Gulf Shores HS)
10	David Olson	QB	6-3	228	HS	FR	Columbia, SC (Irmo HS)
10	Geoff Meinken	FB	6-4	274	SQ	SO	Lynnwood, WA (Lynnwood HS)
11	Levine Toilolo	TE	6-8	263	SQ	SO	La Mesa, CA (Helix HS)
11	Shayne Skov	LB	6-3	243	1V	SO	Piedmont, CA (Trinity-Pawling School)
12	Andrew Luck	QB	6-4	235	1V	JR	Houston, TX (Stratford HS)
13	Robbie Picazo	QB	6-3	228	SQ	SO	Santa Margarita, CA (Tesoro HS)
14	Ben Rhyne	K/P	6-2	195	HS	FR	Charlotte, NC (Charlotte Country Day School)
14	Darren Daniel	QB	6-4	196	HS	FR	Phenix City, AL (Central HS)
15	Usua Amanam	RB	5-10	184	SQ	SO	Fremont, CA (Bellarmine College Prep.)
15	Brent Seals	S	6-1	189	SQ	SO	Chino Hills, CA (Bishop Amat HS)
17	Griff Whalen	WR	6-1	185	2V	JR	Sylvania, OH (Southview HS)
17	AJ Tarpley	ILB	6-2	221	HS	FR	Plymouth, MN (Wayzata HS)
18	Jeff Trojan	WR	6-3	194	HS	FR	Huntington Beach, CA (Edison HS)
18	Alex Turner	OLB	6-1	241	HS	FR	Las Vegas, NV (Bishop Gorman HS)
19	Jordan Williamson	K	5-11	170	HS	FR	Austin, TX (Westwood HS)
20	Keanu Nelson	WR/CB	5-11	168	HS	FR	Tucson, AZ (Sabino HS)
21	Jamal-Rashad Patterson	WR	6-3	205	1V	SO	McDonough, GA (Henry County HS)
22	Kyle Olugbode	RB/S	6-1	195	HS	FR	San Jose, CA (Bellarmine Prep)
23	Austin Yancy	S	6-4	219	2V	SR	League City, TX (Clear Creek HS)
23	Jackson Cummings	RB	5-9	195	HS	FR	Rocklin, CA (Rocklin HS)
24	Quinn Evans	CB	5-10	177	1V	JR	Chandler, AZ (Chandler HS)
25	Tyler Gaffney	RB	6-1	216	1V	SO	San Diego, CA (Cathedral Catholic HS)
26	Delano Howell	S	5-11	198	2V	JR	Newhall, CA (Hart HS)
26	Matt Walter	RB	5-11	180	HS	FR	Portola Valley, CA (Sacred Heart Prep)
27	Johnson Bademosi	CB	6-1	197	2V	JR	Silver Spring, MD (Gonzaga College HS)
28	Harold Bernard	S	6-2	186	1V	SO	Chandler, AZ (Chandler HS)
29	Andrew Stutz	RB	6-1	202	SQ	SO	Scottsdale, AZ (Notre Dame Prep)
29	Ed Reynolds	S	6-2	194	HS	FR	Orange Park, FL (Woodberry Forest HS)
30	Ricky Seale	RB	5-9	192	HS	FR	Escondido, CA (Escondido HS)
31	Barry Browning	DB	6-1	168	HS	FR	Everman, TX (Everman HS)
32	Anthony Wilkerson	RB	6-1	220	HS	FR	Foothill Ranch, CA (Tustin HS)
33	Stepfan Taylor	RB	5-11	208	1V	SO	Mansfield, TX (Mansfield HS)
34	Jeremy Stewart	RB	6-1	218	3V	SR	Baton Rouge, LA (Catholic HS)
35	Jarek Lancaster	LB	6-1	227	SQ	SO	Helotes, TX (Sandra Day O'Connor HS)
36	Lee Ward	FB	6-1	245	HS	FR	Chesterfield, MO (Parkway Central HS)
36	Daniel Zychlinski	P	6-3	207	1V	JR	Tampa, FL (King HS)
37	Chris Gaertner	S	6-1	183	HS	FR	Atherton, CA (Sacred Heart Prep)
38	David Green	K/P	6-1	205	2V	SR	Mission Viejo, CA (Mission Viejo HS)
39	Nate Whitaker	K	5-9	185	1V	SR	San Diego, CA (St. Augustine HS/Notre Dame)
40	Taylor Skaufel	S	6-1	196	3V	SR	The Woodlands, TX (The Woodlands HS)
42	Alex Debniak	LB	6-2	233	1V	JR	Hudsonville, MI (Hudsonville HS)
43	Chike Amajoyi	LB	6-1	235	3V	SR	San Bernardino, CA (Aquinas HS)
44	Chase Thomas	LB	6-4	239	1V	JR	Marietta, GA (Walton HS)
44	John Flacco	WR	6-2	180	HS	FR	Audubon, NJ (Audubon HS)
45	Andrew Fowler	LS	6-2	232	TR-1V	SR	San Diego, CA (The Bishop's School/Williams College)
45	Blake Lueders	ILB	6-5	241	HS	FR	Zionsville, IN (Zionsville Community HS)
46	Brig Badger	S	5-11	190	HS	FR	Atherton, CA (Menlo School)
46	Eric Whitaker	K	5-9	182	SQ	SO	San Diego, CA (St. Augustine HS)
47	Juan Castellanos	K	6-1	175	HS	FR	Miami, FL (Ronald Reagan/Doral Senior HS)




47	Myles Muagututia	S	6-2	206	SQ	SO	Oceanside, CA (Francis Parker HS)
48	Owen Marecic	FB	6-1	244	3V	SR	Tigard, OR (Jesuit HS)
49	Ben Gardner	LB	6-4	251	SQ	SO	Mequon, WI (Homestead HS)
50	Cole Underwood	OL	6-4	281	HS	FR	Denton, TX (John H. Guyer HS)
50	Brent Etiz	LB	6-1	215	SQ	SO	Clovis, CA (Buchanan HS)
52	David DeCastro	OG	6-5	310	1V	JR	Bellevue, WA (Bellevue HS)
53	Derek Hall	OT	6-5	303	2V	SR	Overland Park, KS (Rockhurst HS)
54	David Yankey	OL	6-5	302	HS	FR	Roswell, GA (Centennial HS)
55	Jonathan Martin	OT	6-6	304	1V	JR	Los Angeles, CA (Harvard-Westlake School)
56	Jacob Gowan	DL	6-3	284	SQ	SO	Santa Rosa, CA (Cardinal Newman HS)
56	Zach Nolan	LS	6-4	229	3V	SR	Parkland, FL (Pine Crest School)
57	Max Bergen	LB	6-2	230	2V	SR	East Stroudsburg, PA (East Stroudsburg HS)
58	David Parry	DT	6-2	295	HS	FR	Marion, IA (Linn Marr HS)
61	Conor McFadden	OL	6-3	265	HS	FR	West St. Paul, MN (St. Thomas Academy)
64	Sam Schwartzstein	C	6-3	284	SQ	JR	Southlake, TX (Carroll HS)
65	Khalil Wilkes	C/OG	6-3	287	SQ	SO	Teaneck, NJ (St. Peters Prep.)
66	Matt Bentler	OG	6-5	292	SQ	SR	Bettendorf, IA (Davenport Assumption HS)
71	Andrew Phillips	OG	6-5	302	3V	SR	Darnestown, MD (Georgetown Prep)
72	Chase Beeler	C	6-3	285	3V	SR	Jenks, OK (Jenks HS/Oklahoma)
73	Cameron Fleming	OL	6-6	289	HS	FR	Houston, TX (Cypress Creek HS)
74	James McGillicuddy	OG	6-3	307	2V	SR	Worcester, MA (St. John's HS)
75	Dillon Bonnell	OL	6-4	283	HS	FR	Highlands Ranch, CO (ThunderRidge Hs)
76	Kevin Danser	OT	6-6	288	SQ	SO	Saratoga, CA (Bellarmine College Prep.)
77	Tyler Mabry	OT	6-7	292	2V	SR	San Diego, CA (Francis Parker School)
78	Brad Hallick	DL	6-6	286	SQ	SR	Pottsville, PA (Pottsville Area HS)
79	George Haramandaris	OG	6-7	303	SQ	SR	Moorpark, CA (Moorpark HS)
80	Sam Knapp	WR	6-3	208	SQ	SO	Menlo Park, CA (Menlo-Atherton HS)
81	Chris Owusu	WR	6-2	200	2V	JR	Westlake Village, CA (Oaks Christian School)
82	Coby Fleener	TE	6-6	244	2V	SR	Lemont, IL (Joliet Catholic Academy)
83	Davis Dudchock	TE	6-4	226	HS	FR	Birmingham, AL (Oak Mountain HS)
84	Jemari Roberts	WR	6-3	212	SQ	SO	Long Beach, CA (Wilson HS)
85	Ryan Hewitt	TE	6-4	238	SQ	SO	Denver, CO (J.K. Mullen HS)
86	Zach Ertz	TE	6-6	249	SQ	SO	Alamo, CA (Monte Visa HS)
87	Warren Reuland	WR	6-5	202	1V	JR	Mission Viejo, CA (Mission Viejo HS)
88	Konrad Reuland	TE	6-6	257	3V	SR	Mission Viejo, CA (Mission Viejo HS/Notre Dame)
89	Doug Baldwin	WR	5-11	189	3V	SR	Gulf Breeze, FL (Gulf Breeze HS)
90	Josh Mauro	DL	6-6	264	SQ	SO	Hurst, TX (L.D. Bell HS)
91	Henry Anderson	DL	6-6	258	HS	FR	Atlanta, GA (Woodward Academy)
92	Sione Fua	DL	6-2	306	3V	SR	Encino, CA (Crespi HS)
93	Trent Murphy	DL	6-6	246	SQ	SO	Phoenix, AZ (Brophy College Prep)
94	Thomas Keiser	LB	6-5	244	2V	SR	Wexford, PA (North Allegheny HS)
95	Brian Bulcke	DL	6-4	285	3V	SR	Windsor, Ontario, Canada (St. Anne HS)
96	Eddie Plantaric	DL	6-5	277	HS	FR	Orangevale, CA (Del Campo HS)
98	Matthew Masifilo	DL	6-3	280	2V	SR	Ewa Beach, HI (Campbell HS)
99	Terrence Stephens	DL	6-2	295	1V	SO	Gaithersburg, MD (Quince Orchard HS)

**Jim Harbaugh - Bradford M. Freeman Director of Football/Head Coach
(Fourth Season, Michigan '86)**

Lance Anderson - Linebackers/Recruiting Coordinator
 Tim Drevno - Assistant Coach - Offensive Line
 Vic Fangio - Assistant Coach - Defensive Coordinator/Linebackers
 Pep Hamilton - Assistant Coach - Wide Receivers
 Randy Hart - Assistant Coach - Defensive Line
 Derek Mason - Secondary
 Brian Polian - Assistant Coach - Special Teams Coordinator
 Greg Roman - Associate Head Coach/Asst. Head Coach Off./TE/OT
 David Shaw - Offensive Coordinator/Running Backs
 Ron Lynn - Director of Player Development
 Matt Doyle - Assistant AD/Director of Football Operations
 Mike Eubanks - Assistant AD/Director of Football Administration
 Dave Forman - Assistant Strength and Conditioning Coach
 Mike Gleeson - Video Director

Peter Hansen - Defensive Assistant
 Nick Holz - Offensive and Football Operations Assistant
 Chester McGlockton - Defensive Intern
 Theresa Miraglia - Administrative Associate
 Jon Oswald - Video Assistant
 Jordan Sundheim - Graduate Assistant
 Kevin Tolbert - Head Strength and Conditioning Coach
 Shannon Turley - Sports Performance Coordinator
 Morgan Turner - Strength and Conditioning Intern
 Tim Wait - Recruiting Assistant
 Tsuyoshi Kawata - Volunteer Staff Assistant
 Aaron Moorehead - Offensive Assistant
 Steve Wisniewski - Strength and Conditioning Intern





Stanford 52, Sac State 17
September 4, 2010 | Stanford, CA

STANFORD, Calif. – Sophomore quarterback Andrew Luck completed 17-of-23 passes for 316 yards and a career-best four touchdowns as Stanford routed visiting Sacramento State, 52-17 in the season opener before 30,626 at Stanford Stadium.

Stanford's point total was the third-highest in a season opener dating back to 1940 and marked the sixth time since the 2008 season the Cardinal had scored 40 or points in a game.

All four of Luck's touchdown passes came in the first half, as the Cardinal built a 38-7 lead at intermission. His first scoring strike came on an 81-yard bomb to senior wide out Doug Baldwin at the 6:18 mark of the first quarter which gave Stanford a 14-0 lead.

The touchdown pass was the eighth longest in Stanford history. Baldwin finished the day with four receptions for a career high 111 yards. Luck's final passing total was the second-highest in his career, trailing only his 423-yard effort at Arizona in 2009. "We came out very strong," Luck said following the game. "There were some mistakes but that's to be expected in a season-opener."

In its first game of the post-Toby Gerhart Era, five Stanford running backs – Usua Amanam (50), Tyler Gaffney (33), Anthony Wilkerson (27), Jeremy Stewart (21) and Stepfan Taylor (16) -- combined for 147 yards on 31 carries, as Stanford finished the day with 213 yards on the ground.

Stanford's defense limited the Hornets to just 167 yards in total offense, the lowest output by an opponent since the Cardinal limited Washington to 161 yards in 2006. Inside linebacker Max Bergen, starting in place of the injured Shayne Skov, led the Cardinal with eight tackles. Sophomore outside linebacker Chase Thomas registered two sacks among his four total tackles. The win was Stanford's third straight in a season opener, as the Cardinal improved to 12-2 in its last 14 home games at Stanford Stadium.

Attendance: 30626

Score by Quarters	1	2	3	4	Score	
Sacramento State	7	0	7	3	17	Record: (0-1)
Stanford	21	17	7	7	52	Record: (1-0)

SCORING SUMMARY

Team	Qtr	Time	Scoring play (PAT)	Plays-Yards	TOP
STAN	1st	11:35	Stewart, J 1 yd run (Whitaker, N kick)	7-75	3:25 0 7
STAN	1st	6:18	Baldwin, D 81 yd pass from Luck, A (Whitaker, N)	2-85	0:51 0 14
SAC	1st	3:23	Kyle Monson 70 yd punt return Chris Diniz kick		7 14
STAN	1st	2:20	Taylor, S 59 yd pass from Luck, A (Whitaker, N)	2-63	0:51 7 21
STAN	2nd	10:36	Whitaker, N 23 yd field goal	10-78	4:29 7 21
STAN	2nd	8:38	Ertz, Z 5 yd pass from Luck, A (Whitaker, N)	2-7	0:34 7 34
STAN	2nd	1:37	Baldwin, D 15 yd pass from Luck, A (Whitaker, N)	8-62	3:54 7 38
SAC	3rd	8:14	Curtis Shaw 2 yd run (Chris Diniz kick)	5-29	2:38 14 38
STAN	3rd	1:28	Gaffney, T 1 yd run (Whitaker, N)	5-59	2:51 14 45
SAC	4th	11:56	Chris Diniz 52 yd field goal	10-45	4:31 17 45
STAN	4th	2:27	Wilkerson, A 1 yd run (Whitaker, N)	11-60	6:02 17 52

STATISTICAL SUMMARY	SAC	STAN
FIRST DOWNS	12	20
RUSHES-YARDS (NET)	30-54	38-213
PASSING YDS (NET)	113	316
Passes Att-Comp-Int	27-15-0	24-17-0
TOTAL OFFENSE PLAYS-YARDS	57-157	62-529
Fumble Returns-Yards	1-25	0-0
Punt Returns-Yards	1-70	1-8
Kickoff Returns-Yards	5-95	4-100
Interception Returns-Yards	0-0	0-0
Punts (Number-Avg)	6-40.2	2-46.5
Fumbles-Lost	2-1	2-2
Penalties-Yards	11-85	7-58
Possession Time	28:39	31:21
Third-Down Conversions	5 of 15	4 of 9
Fourth-Down Conversions	1 of 2	1 of 1
Red-Zone Scores-Chances	1-1	6-6
Sacks By: Number-Yards	1-8	3-11

RUSHING: Sacramento State-Curtis Shaw 12-30; Bryan Hilliard 8-28; Jeff Fleming 4-10; Ron Richardson 1-1; M. Williams 1-0; Jake Croxdale 1-minus 4; Bethel-Thompson 3-minus 21. Stanford-Loukas, Alex 2-57; Amanam, Usua 8-50; Gaffney, Tyler 8-33; Wilkerson, Anthony 7-27; Stewart, Jeremy 5-21; Taylor, Stepfan 3-16; Luck, Andrew 3-8; Marecic, Owen 1-6; TEAM 1-minus 5.

PASSING: Sacramento State-Bethel-Thompson 9-15-0-69; Jeff Fleming 6-12-0-44. Stanford-Luck, Andrew 17-23-0-316; Loukas, Alex 0-1-0-0.


RECEIVING: Sacramento State-Chase Deadder 4-26; Morris Norriss 3-27; Ron Richardson 2-24; Curtis Shaw 2-10; Brian McKeon 1-19; Matt Carter 1-6; Reese Heaslet 1-1; Bryan Hilliard 1-0. Stanford-Baldwin, Doug 4-111; Whalen, Ryan 4-64; Reuland, Konrad 3-37; Ertz, Zach 2-8; Taylor, Stepfan 1-59; Toilolo, Levine 1-27; Patterson, Jamal-Ras 1-13; Amanam, Usua 1-minus 3.

INTERCEPTIONS: Sacramento State-None. Stanford-None.

FUMBLES: Sacramento State-Bryan Hilliard 1-0; Bethel-Thompson 1-1. Stanford-TEAM 1-1; Luck, Andrew 1-1.

SACKS (UA-A): Sac State-Marquese Smith 1-0. Stan-Thomas, Chase 2-0; Murphy, Trent 1-0.

TACKLES (UA-A): Sacramento State-Zach Schrader 8-1; Dana Willis 6-1; Kyle Monson 4-2; Peter Buck 3-2; Osgaie Odiase 3-1; Jarred Pereira 3-1; Jeff Badger 3-0; Marquese Smith 2-0; Christian Clark 2-0; Curtis Shaw 2-0; Evander Wilkins 1-1; Matt Agaiava 1-1; David Coleman 1-1; Zack Nash 1-0; Jay Reddic 1-0; Chris Diniz 1-0; M. Williams 1-0; Avery White 1-0; Zach Nash 1-0; Alesana Laban 0-1. Stanford-Bergen, Max 3-5; Thomas, Michael 3-1; Thomas, Chase 3-1; Sherman, Richard 3-1; Bernard, Harold 2-1; Amajoyi, Chike 2-1; Carrington, Devon 1-2; Murphy, Trent 2-0; Yancy, Austin 2-0; Bademosi, Johnson 2-0; Bulcke, Brian 2-0; Reynolds, Ed 2-0; Mauro, Josh 1-1; Debnick, Alex 0-2; Marecic, Owen 0-2; Browning, Barry 1-0; Lancaster, Jarek 1-0; Howell, Delano 1-0; Skaufel, Taylor 1-0; Keiser, Thomas 1-0; TEAM 1-0; Gowan, Jacob 0-1; Hallick, Brad 0-1; Masifilo, Matthew 0-1



#25 Stanford 35, UCLA 0
September 11, 2010 | Los Angeles, CA

PASADENA, Calif. – Stanford snapped a six-game losing streak to UCLA in the Rose Bowl and shutout the Bruins for the first time since 1941 with its 35-0 victory in Pasadena.

The victory also marked Stanford's first road shutout since 1974, when the Cardinal defeated Oregon, 17-0 in Eugene.

Stanford's defense limited the Bruins to 233 yards in total offense as the Cardinal improved to 2-0 for the first time since the 2004 season.

Quarterback Andrew Luck connected completed 11-of-24 passes for 151 yards and two touchdowns. His 16-yard scoring strike to

Ryan Whalen gave Stanford its first score at the 9:31 mark of the first quarter. Coby Fleener was on the receiving end of Luck's second touchdown pass, a three-yarder at the 8:38 mark of the fourth quarter.

Stanford also benefitted from a pair of Nate Whitaker field goals and a one-yard touchdown run by fullback Owen Marecic.

Safety Michael Thomas set the tone for Stanford's defense, forcing two fumbles and returning one 21-yards for a touchdown in the third quarter.

Attendance: 56931

Score by Quarters	1	2	3	4	Score	
Stanford	10	3	15	7	35	Record: (2-0,1-0)
UCLA	0	0	0	0	0	Record: (0-2,0-1)

STATISTICAL SUMMARY	STAN	UCLA
FIRST DOWNS	21	15
RUSHES-YARDS (NET)	49-211	33-152
PASSING YDS (NET)	151	81
Passes Att-Comp-Int	24-11-0	21-11-2
TOTAL OFFENSE PLAYS-YARDS	73-362	54-233
Fumble Returns-Yards	1-21	0-0
Punt Returns-Yards	2-2	1-14
Kickoff Returns-Yards	1-23	5-104
Interception Returns-Yards	2-1	0-0
Punts (Number-Avg)	3-52.3	4-43.2
Fumbles-Lost	1-0	5-2
Penalties-Yards	5-60	5-40
Possession Time	36:51	23:09
Third-Down Conversions	9 of 16	1 of 9
Fourth-Down Conversions	1 of 1	0 of 2
Red-Zone Scores-Chances	5-5	0-0
Sacks By: Number-Yards	3-16	0-0

SCORING SUMMARY

Team	Qtr	Time	Scoring play (PAT)	Plays-Yards	TOP
STAN	1st	9:31	Whalen, R 16 yd pass from Luck, A (Whitaker kick)	7-61	3:28 7 0
STAN	1st	1:33	Whitaker, N 23 yd field goal	14-81	6:15 10 0
STAN	2nd	6:49	Whitaker, N 21 yd field goal	7-43	1:56 13 0
STAN	3rd	:43	Marecic, O 1 yd run (Baldwin, D pass)	18-68	9:25 21 0
STAN	3rd	:34	Thomas, M 21 yd fumble recovery (Whitaker, N kick)		28 0
STAN	4th	8:38	Fleener, C 3 yd pass from Luck (Whitaker, N kick)	8-51	5:05 35 0

RUSHING: Stanford-Taylor, Stepfan 20-81; Luck, Andrew 7-63; Gaffney, Tyler 8-28; Loukas, Alex 3-15; Wilkerson, Anthony 3-12; Amanam, Usua 3-9; Marecic, Owen 3-5; TEAM 2-minus 2. UCLA-Franklin, Johna 11-73; Jones, Malcolm 7-52; Coleman, Deric 6-23; Carroll, Randal 1-3; Prince, Kevin 5-1; Brehaut, Richar 3-0.

PASSING: Stanford-Luck, Andrew 11-24-0-151. UCLA-Prince, Kevin 6-12-1-39; Brehaut, Richar 5-9-1-42.

RECEIVING: Stanford-Whalen, Ryan 4-40; Baldwin, Doug 3-50; Fleener, Coby 2-25; Whalen, Griff 1-19; Taylor, Stepfan 1-17. UCLA-Rosario, Nelson 5-44; Barr, Anthony 2-12; Embree, Taylor 1-17; Smith, Josh 1-8; Presley, Morrel 1-2; Coleman, Deric 1-minus 2.

INTERCEPTIONS: Stanford-Sherman, Richard 1-0; Keiser, Thomas 1-0; Yancy, Austin 0-1. UCLA-None.

FUMBLES: Stanford-Loukas, Alex 1-0. UCLA-Coleman, Deric 1-0; Brehaut, Richar 1-0; Carroll, Randal 1-1; Franklin, Johna 1-0; Prince, Kevin 1-1.

SACKS (UA-A): Stanford-Fua, Sione 1-0; Keiser, Thomas 1-0; Masifilo, Matthew 1-0. UCLA-None.

TACKLES (UA-A): Stanford-Bademosi, Johnson 5-1; Bulke, Brian 5-0; Thomas, Chase 4-1; Thomas, Michael 3-2; Howell, Delano 4-0; Masifilo, Matthew 3-0; Bergen, Max 3-0; Brown, Terrence 2-1; Keiser, Thomas 1-2; Debnick, Alex 2-0; Sherman, Richard 2-0; Skaufel, Taylor 2-0; Marecic, Owen 2-0; Evans, Quinn 1-0; Muagututia, Myles 1-0; Lancaster, Jarek 1-0; Fua, Sione 1-0; Gaffney, Tyler 1-0; Amajoyi, Chike 0-1. UCLA-Westgate, Sean 8-2; Dye, Tony 5-2; Moore, Rahim 4-3; Ayers, Akeem 4-3; Larimore, Pat 3-2; Carter, David 4-0; Abbott, Andrew 3-1; Riley, Dietrich 2-0; Hilliard, Dalto 2-0; Hester, Aaron 2-0; Tepa, Iuta 2-0; Price, Sheldon 2-0; Team 2-0; Holmes, Damien 1-1; Chandler, Nate 1-1; Franklin, Johna 1-0; Love, Glenn 1-0; Odghizuwa, O. 1-0; Keane, Andy 1-0; Williams, Eddie 1-0; Epenesa, S. 0-1; Sloan, Steve 0-1; Edison, Justin 0-1.





#19 Stanford 68, Wake Forest 24
September 18, 2010 | Stanford, CA

STANFORD, Calif. – Stanford's offense scored touchdowns on 10 of its 11 offensive possessions to rout Wake Forest, 68-24 at Stanford Stadium. The point total tied for the third-highest in school history and marked the first time Stanford had reached the 60 point mark since the 2003 season in a 63-26 victory over San Jose State.

Stanford wore all-black uniforms for the first time in school history for the nationally televised game on ESPN 2, which kicked off at 8:25 p.m., marking the latest start time in Stanford history.

Stanford scored touchdowns on each of its first eight possessions behind quarterback Andrew Luck, who threw for 207 yards and four TD passes. His first two scoring strikes were to Chris Owusu, who was making his season debut after missing the first two games of the season with injury. Luck also ran 52-yards for Stanford's fifth touchdown of the game, helping the Cardinal build up a 41-10 lead at intermission.

Sophomore running back Tyler Gaffney finished the game with a career high 76 yards and two touchdowns on seven carries, as three Cardinal compiled 303 yards of rushing offense.

Stanford finished the game with 535 yards in total offense, compared to the Demon Deacons 283 yard total. The win also marked head coach Jim Harbaugh's 20th victory as Stanford's head coach in his 40th game on the sideline.

Attendance: 39,061

Score by Quarters	1	2	3	4	Score
Wake Forest	7	3	14	0	24
Stanford	14	27	14	13	68

SCORING SUMMARY

Team	Qtr	Time	Scoring play (PAT)	Plays-Yards	TOP
STAN	1st	9:12	Owusu, C 8 yd pass from Luck (Whitaker, N kick)	9-60	4:30 0 7
WF	1st	7:00	Givens, C 22 yd run (Newman, J kick)	6-80	2:12 7 7
STAN	1st	6:24	Owusu, C 35 yd pass from Luck (Whitaker, N kick)	2-38	:27 7 14
STAN	2nd	13:56	Gaffney, T 4 yd run (Whitaker, N kick)	11-82	3:51 7 21
STAN	2nd	11:12	Amanam 12 yd pass from Luck (Whitaker, N miss)	3-27	1:07 7 27
STAN	2nd	7:42	Luck, A 52 yd run (Whitaker, N kick)	4-70	2:05 7 34
STAN	2nd	2:50	Gaffney, T 2 yd run (Whitaker, N kick)	8-64	3:00 7 41
WF	2nd	:04	Newman, J 48 yd field goal	12-49	2:45 10 41
STAN	3rd	12:59	Taylor, S 9 yd run (Whitaker, N kick)	6-62	1:58 10 48
STAN	3rd	11:05	Baldwin 3 yd pass from Luck (Whitaker, N kick)	2-13	:37 10 55
WF	3rd	8:46	Price, T 28 yd run (Newman, J kick)	6-61	2:11 17 55
WF	3rd	:20	Campanaro, M 22 yd run (Newman, J kick)	12-70	5:13 24 55
STAN	4th	8:41	Loukas, A 15 yd run (Whitaker, N miss)	12-70	6:34 24 61
STAN	4th	6:06	Stutz, A 2 yd run (Whitaker, N kick)	4-23	1:44 24 68

STATISTICAL SUMMARY	WF	STAN
FIRST DOWNS	21	28
RUSHES-YARDS (NET)	53-207	38-303
PASSING YDS (NET)	76	232
Passes Att-Comp-Int	20-8-1	28-20-0
TOTAL OFFENSE PLAYS-YARDS	73-283	66-535
Fumble Returns-Yards	0-0	0-0
Punt Returns-Yards	1-0	1-22
Kickoff Returns-Yards	8-204	4-105
Interception Returns-Yards	0-0	1-36
Punts (Number-Avg)	5-40.0	1-39.0
Fumbles-Lost	2-1	0-0
Penalties-Yards	2-5	6-55
Possession Time	30:33	29:27
Third-Down Conversions	6 of 16	5 of 8
Fourth-Down Conversions	4 of 4	2 of 2
Red-Zone Scores-Chances	0-1	8-8
Sacks By: Number-Yards	0-0	5-37

RUSHING: Wake Forest-Tanner Price 16-65; Michael Campanaro 4-41; Brandon Pendergrass 5-34; Chris Givens 4-25; Josh Adams 4-16; Josh Harris 6-15; Tommy Bohanon 3-9; Brendan Cross 5-9; Devon Brown 3-1; Ted Stachitas 3-minus 8. Stanford-Gaffney, Tyler 7-76; Luck, Andrew 3-69; Taylor, Stephan 8-60; Loukas, Alex 6-39; Amanam, Usua 4-31; Wilkerson, Anthony 6-16; Marecic, Owen 2-6; Stutz, Andrew 2-6.

PASSING: Wake Forest-Tanner Price 8-18-1-76; Brendan Cross 0-2-0-0; Ted Stachitas 0-0-0-0. Stanford-Luck, Andrew 17-23-0-207; Loukas, Alex 2-4-0-18; Nunes, Josh 1-1-0-7.

RECEIVING: Wake Forest-Chris Givens 4-47; Devon Brown 1-10; Marshall Williams 1-8; Cameron Ford 1-8; Brandon Pendergrass 1-3. Stanford-Owusu, Chris 3-65; Whalen, Griff 3-39; Baldwin, Doug 3-33; Reuland, Konrad 2-19; Whalen, Ryan 2-9; Taylor, Stephan 2-9; Fleener, Coby 1-25; Amanam, Usua 1-12; Hewitt, Ryan 1-0; Knapp, Sam 1-7; Patterson, Jamal-Ras 1-4.

INTERCEPTIONS: Wake Forest-None. Stanford-Yancy, Austin 1-36.

FUMBLES: Wake Forest-Devon Brown 1-0; Ted Stachitas 1-1. Stanford-None.

SACKS (UA-A): Wake Forest-None. Stanford-Thomas, Chase 1-1; Keiser, Thomas 0-1; Fua, Sione 1-0; Gardner, Ben 1-0; Marecic, Owen 1-0.

TACKLES (UA-A): Wake Forest-Cyhl Quarles 6-2; Alex Frye 6-0; Matt Woodlief 5-0; Kyle Wilber 5-0; Kenny Okoro 4-1; C.J. Washington 4-0; Hunter Haynes 3-0; Joey Ehrmann 2-1; Jordan Williams 2-0; Zach Thompson 0-2; Tristan Dory 1-0; Kris Redding 1-0; Daniel Mack 1-0; Scott Betros 1-0; A.J. Marshall 1-0; Shane Popham 1-0; Riley Haynes 1-0; Duran Lowe 1-0; Jimmy Newman 1-0; Josh Adams 1-0; Mike Olson 1-0; Gelo Orange 1-0. Stanford-Thomas, Michael 7-0; Mauro, Josh 4-1; Amajoyi, Chike 4-0; Debnjak, Alex 3-1; Skov, Shayne 2-2; Sherman, Richard 3-0; Etiz, Brent 3-0; Skaufel, Taylor 3-0; Marecic, Owen 3-0; Reynolds, Ed 3-0; Bergen, Max 2-1; Lancaster, Jarek 2-1; Thomas, Chase 2-1; Fua, Sione 2-0; Howell, Delano 2-0; Bulcke, Brian 2-0; Muagutuia, Myles 1-1; Lueders, Blake 1-1; Keiser, Thomas 1-1; Browning, Barry 1-0; Seals, Brent 1-0; Carrington, Devon 1-0; Gowan, Jacob 1-0; Stephens, Terrence 1-0; Gardner, Ben 1-0; Yancy, Austin 1-0; Bernard, Harold 0-1; Masifilo, Matthew 0-1.



#16/17 Stanford 34, Notre Dame 14
September 25, 2010 | South Bend, IN

SOUTH BEND, Ind. – Nate Whitaker kicked five field goals to tie a Stanford single-game record as the 16th-ranked Cardinal defeated Notre Dame, 37-14 for its fourth consecutive victory to start the season.

The win was Stanford's first in South Bend since 1992 and gave the Cardinal its first 4-0 start since the 1986 season.

Stanford's defense limited the Irish to just 44 rushing yards and just one touchdown on the afternoon.

After the Irish took an early 3-0 lead on a David Ruffer field goal, quarterback Andrew Luck connected with Coby Fleener on a 16-yard pass play to culminate a 10-play, 79-yard scoring drive that gave the Cardinal a 7-3 lead.

Whitaker accounted for Stanford's next 12 points, converting field goals from 24, 41, 36 and 33 yards as the Cardinal built a 19-6 lead at the 10:44 mark of the third quarter.

A one yard run by Owen Marecic and a two-point conversion gave Stanford a 27-6 lead at the 7:58 mark of the final period. Following the ensuing kickoff, Marecic intercepted a Dayne Crist pass and returned it 20 yards for a touchdown to give the Cardinal a 34-6 lead.

Notre Dame scored its only touchdown of the game at the 6:01 mark of the fourth quarter, but Whitaker nailed his fifth field goal with 1:47 left to close out the scoring. Delano Howell had 12 tackles while linebacker Shayne Skov added eight stops, including two sacks and a fumble recovery, to lead an improving Cardinal defense.

Attendance: 80,795

Score by Quarters	1	2	3	4	Score
Stanford	10	6	3	18	37
Notre Dame	3	3	0	8	14

SCORING SUMMARY

Team	Qtr	Time	Scoring play (PAT)	Plays-Yards	TOP
ND	1st	8:11	RUFFER, D. 22 yd field goal	6-16	2:39 0 3
STAN	1st	3:37	Fleener, C 16 yd pass from Luck (N. Whitaker kick)	10-79	4:34 7 3
STAN	1st	2:08	Whitaker, N 24 yd field goal	4-9	1:22 10 3
ND	2nd	13:22	RUFFER, D. 40 yd field goal	12-61	3:46 10 6
STAN	2nd	4:54	Whitaker, N 41 yd field goal	16-58	8:28 13 6
STAN	2nd	:04	Whitaker, N 36 yd field goal	4-32	0:30 16 6
STAN	3rd	10:44	Whitaker, N 33 yd field goal	10-49	4:16 19 6
STAN	4th	7:58	Marecic, O 1 yd runErtz, Z pass	11-49	5:37 27 6
STAN	4th	7:45	Marecic, O 20 yd int return (Whitaker, N kick)		34 6
ND	4th	6:01	RIDDICK 3 yd pass from CRIST, (D.ALLEN rush 2pt)	6-80	1:44 34 14
STAN	4th	1:47	Whitaker, N 29 yd field goal	7-21	4:14 37 14

STATISTICAL SUMMARY	STAN	ND
FIRST DOWNS	25	19
RUSHES-YARDS (NET)	44-166	23-44
PASSING YDS (NET)	238	307
Passes Att-Comp-Int	32-19-2	45-26-1
TOTAL OFFENSE PLAYS-YARDS	76-404	68-351
Fumble Returns-Yards	0-0	0-0
Punt Returns-Yards	2-4	0-0
Kickoff Returns-Yards	3-62	6-111
Interception Returns-Yards	1-20	2-27
Punts (Number-Avg)	1-37.0	5-32.0
Fumbles-Lost	1-1	1-1
Penalties-Yards	5-30	6-62
Possession Time	36:25	23:35
Third-Down Conversions	11 of 16	4 of 13
Fourth-Down Conversions	0 of 0	0 of 1
Red-Zone Scores-Chances	7-7	2-3
Sacks By: Number-Yards	3-16	0-0

RUSHING: Stanford-Taylor, Stephan 28-108; Luck, Andrew 4-23; Amanam, Usua 6-17; Gaffney, Tyler 2-15; Marecic, Owen 3-3; Wilkerson, Anthony 1-0. Notre Dame-ALLEN, A. 15-49; GRAY, J. 4-12; CRIST, D. 4-minus 17.

PASSING: Stanford-Luck, Andrew 19-32-2-238. Notre Dame-CRIST, D. 25-44-1-304; ALLEN, A. 1-1-0-3.

RECEIVING: Stanford-Fleener, Coby 4-57; Reuland, Konrad 3-48; Whalen, Griff 3-37; Taylor, Stephan 2-31; Baldwin, Doug 2-28; Owusu, Chris 2-23; Ertz, Zach 1-5; Amanam, Usua 1-5; Marecic, Owen 1-4. Notre Dame-FLOYD, M. 8-110; RIDDICK, T. 7-71; GOODMAN, J. 5-59; HUGHES, R. 2-43; ALLEN, A. 2-2; JONES, TJ 1-21; RUDOLPH, K. 1-1.


INTERCEPTIONS: Stanford-Marecic, Owen 1-20. Notre Dame-SLAUGHTER, J. 1-26; WALLS, D. 1-1.

FUMBLES: Stanford-Baldwin, Doug 1-1. Notre Dame-CRIST, D. 1-1.

SACKS (UA-A): Stanford-Skov, Shayne 2-0; Keiser, Thomas 1-0. Notre Dame-None.

TACKLES (UA-A): Stanford-Howell, Delano 7-5; Skov, Shayne 2-6; Thomas, Chase 3-4; Bademski, Johnson 5-0; Skaufel, Taylor 3-2; Marecic, Owen 1-4; Keiser, Thomas 3-1; Bergen, Max 2-2; Debnjak, Alex 2-1; Yancy, Austin 1-2; Masifilo, Matthew 1-2; Sherman, Richard 1-2; Fua, Sione 0-3; Amajoyi, Chike 0-2; TEAM 1-0; Wilkerson, Anthony 1-0; Stephens, Terrence 1-0; Owusu, Chris 1-0; Lueders, Blake 1-0; Bernard, Harold 0-1; Brown, Terrence 0-1. Notre Dame-TE'O, M. 8-13; SMITH, H. 7-4; SLAUGHTER, J. 3-4; LEWIS-MOORE, K. 2-4; NEAL, K. 0-5; MOTTA, Z. 3-1; GRAY, G. 2-2; BLANTON, R. 2-2; CALABRESE, C. 1-3; FLEMING, D. 1-3; WALLS, D. 2-1; McDONALD, A. 1-2; FILER, S. 2-0; SMITH, B. 2-0; WILLIAMS, I. 1-1; CWFYNAR, S. 1-1; JOHNSON, E. 1-0; COLLINS-WORTH, A. 1-0.





#4 Oregon 52, #9/13 Stanford 31
October 2, 2010 | Eugene, OR

EUGENE, Ore. – In a battle of unbeaten and top-10 ranked teams, fourth-ranked Oregon scored 28 unanswered points in the second half to defeat ninth-ranked Stanford, 52-31 before a sellout crowd at Autzen Stadium. The Ducks rolled up 626 yards in total offense, which was the eighth highest total ever allowed by Stanford. Of the 626 yards, 388 came on the ground, which marked the fifth highest rushing opponent total in school history.

Stanford took advantage of two Oregon turnovers in the first quarter to build a 21-3 lead. After Oregon took a 3-0 lead, the Cardinal marched 70 yards in 11 plays culminating in a 18 yard touchdown pass from Andrew Luck to Griff Whalen to take a 7-3 lead. The Ducks fumbled the ensuing kickoff and the Cardinal regained possession on the 12 yard line. Facing a third and eight play, Luck ran around left end for a touchdown to increase Stanford's lead to 14-3 at the 4:02 mark of the first quarter.

On Oregon's next possession, linebacker Chase Thomas intercepted a Darron Thomas pass at the Ducks 46 yard line. Stanford wasted no time in capitalizing, as Stepan Taylor broke loose for a 44 yard touchdown run to give the Cardinal a 21-3 lead. After the Ducks closed the lead to 21-17, Luck connected with tight end Coby Fleener on a 36-yard touchdown at the 7:30 mark of the second quarter to give the Cardinal a 28-17 lead. A 46 yard field goal by Nate Whitaker as time expired in the first half gave Stanford a 31-24 lead at intermission.

The second half belonged to Oregon, as the Ducks compiled 481 of its 626 yards of total offense in the second half and scored 28 unanswered points to hand Stanford its first loss of the season. Oregon running back LaMichael James finished the game with 257 yards and three touchdowns while Thomas completed 20-of-29 passes for 238 yards and three touchdowns to lead the high-powered Duck offense. Thomas also rank for 117 yards on 15 carries. Luck completed 29-of-46 passes for 341 yards and two touchdowns, but was also intercepted twice. Taylor finished the game with a career high 113 yards on 17 carries. Owen Marecic and Taylor Skaufel had a team-high 10 tackles.

Attendance: 59818

Score by Quarters	1	2	3	4	Score
Stanford	21	10	0	0	31
Oregon	3	21	14	14	52

Record (4-1, 1-1)
Record: (5-0, 2-0)

SCORING SUMMARY

Team	Qtr	Time	Scoring play (PAT)	Plays-Yards	STOP
ORE	1st	11:01	Beard, Rob 22 yd field goal	9-70	3:59 0 3
STAN	1st	05:06	Whalen, G 18 yd pass from Luck (Whitaker, N kick)	11-70	5:55 7 3
STAN	1st	04:02	Luck, A 10 yd run (Whitaker, N kick)	3-12	1:04 14 3
STAN	1st	01:08	Taylor, S 44 yd run (Whitaker, N kick)1-44	0:10	21 3
ORE	2nd	13:17	Maehl 29 yd pass to Thomas (Beard, Rkick)	9-85	2:51 21 10
ORE	2nd	11:18	James, L. 5 yd run (Beard, Rob kick)	7-54	1:59 21 17
STAN	2nd	07:30	Fleener 36 yd pass to Luck (Whitaker, N kick)	7-87	3:48 28 17
ORE	2nd	05:41	Huff, 41 yd pass from Thomas (Beard, R kick)	8-75	1:49 28 24
STAN	2nd	00:00	Whitaker, N 46 yd field goal	5-40	0:50 31 24
ORE	3rd	08:20	Thomas, D 6 yd run (Beard, R kick)	9-68	2:33 31 31
ORE	3rd	05:34	James, L. 3 yd run (Beard, R kick)	1-3	0:05 31 38
ORE	4th	14:55	Davis, D.J. 25 yd pass to Thomas, D (Beard kick)	6-49	1:35 31 45
ORE	4th	01:10	James, L. 76 yd run (Beard, R kick)	3-80	1:04 31 52

STATISTICAL SUMMARY

	STAN	ORE
FIRST DOWNS	25	31
RUSHES-YARDS (NET)	31-177	51-388
PASSING YDS (NET)	341	238
Passes Att-Comp-Int	46-29-2	29-20-2
TOTAL OFFENSE PLAYS-YARDS	77-518	80-626
Fumble Returns-Yards	0-0	1-51
Punt Returns-Yards	1-1	1-17
Kickoff Returns-Yards	7-116	4-71
Interception Returns-Yards	2-2	2-0
Punts (Number-Avg)	4-39.8	2-27.5
Fumbles-Lost	2-1	1-1
Penalties-Yards	9-76	5-45
Possession Time	33:28	26:32
Third-Down Conversions	8 of 15	6 of 12
Fourth-Down Conversions	1 of 2	1 of 2
Red-Zone Scores-Chances	2-4	4-4
Sacks By: Number-Yards	0-0	1-5

RUSHING: Stanford-Taylor, Stepan 17-113; Luck, Andrew 8-39; Wilkerson, Anthony 2-13; Amanam, Usua 2-6; Marecic, Owen 2-6. Oregon-James, L. 31-257; Thomas, Darron 15-117; Barner, Kenjon 5-14.

PASSING: Stanford-Luck, Andrew 29-46-2-341. Oregon-Thomas, Darron 20-29-2-238. RECEIVING: Stanford-Taylor, Stepan 8-68; Owusu, Chris 6-52; Whalen, Griff 5-78; Baldwin, Doug 3-33; Fleener, Coby 2-41; Reuland, Konrad 2-21; Patterson, Jamal-Ras 1-41; Marecic, Owen 1-4; Ertz, Zach 1-3. Oregon-Davis, D.J. 6-64; Huff, Josh 5-64; Tuinei, L. 5-47; Maehl, Jeff 3-50; Paulson, David 1-13.

INTERCEPTIONS: Stanford-Thomas, Chase 1-2; Howell, Delano 1-0. Oregon-Harris, Cliff 2-0. FUMBLES: Stanford-Luck, Andrew 1-0; Owusu, Chris 1-1. Oregon-Harris, Cliff 1-1. SACKS (UA-A): Stanford-None. Oregon-Rowe, Kenny 1-0.

TACKLES (UA-A): Stanford-Skaufel, Taylor 6-4; Marecic, Owen 1-9; Keiser, Thomas 4-5; Skov, Shayne 3-6; Howell, Delano 5-3; Bademosi, Johnson 5-1; Yancy, Austin 3-3; Thomas, Chase 3-1; Fua, Sione 2-2; Thomas, Michael 2-2; Masifilo, Matthew 1-3; Bulcke, Brian 1-3; Sherman, Richard 2-1; Bernard, Harold 2-1; Amajoyi, Chike 1-0; Gatewood, Corey 1-0; Luck, Andrew 1-0. Oregon-Jackson, Tal. 3-7; Pleasant, Eddie 2-7; Paysinger, S. 4-4; Matthews, Casey 2-6; Harris, Cliff 3-2; Rowe, Kenny 2-3; Lewis, Javes 3-1; Turner, Terrell 2-2; Johnson, Marvin 2-2; Clark, Zac 0-4; Clay, Michael 1-2; Kaddu, Josh 1-2; Patterson, A. 1-1; Bair, Brandon 1-1; Peppers, Chad 0-2; Littlejohn, B. 0-2; Gildon, Anthony 0-2; Lokombo, Boseko 0-2; Hanna, Brandon 1-0; Boyett, John 1-0; Barner, Kenjon 1-0; Jackson, Brian 0-1; Hart, Taylor 0-1.



#16/18 Stanford 37, USC 35
October 9, 2010 | Stanford, CA

STANFORD, Calif. – Nate Whitaker kicked a 30-yard field goal as time expired to lift 16th-ranked Stanford to a 37-35 victory over USC before a crowd of 51,607 at Stanford Stadium.

Whitaker's game-winning field goal culminated a seven play, 62-yard scoring drive in 1:02 seconds and lifted the Cardinal to its fifth victory against just one defeat on the season.

The two teams were never separated by more than seven points during the game and combined 976 yards in total offense.

After USC tied the game at 28-28 at the 11:11 mark of the fourth quarter on a Matt Barkley six-yard pass to Robert Woods, Stanford's Chris Owusu returned the ensuing kickoff 88 yards down to the Trojans 12 yard line. Three plays later, Andrew Luck connected with Doug Baldwin on a seven-yard, go-ahead touchdown pass. However, Whitaker misfired on the point after attempt, leaving the door open for the Trojans.

Stanford regained possession with 6:54 remaining after Barkley threw four straight incomplete passes from the Cardinal 32 yard line.

However, a fumble by Stepan Taylor on a first and 10 play from midfield turned the ball back over to the Trojans with 4:14 remaining.

The Trojans then marched 51 yards on 10 plays, culminating in Allen Bradford's game-tying touchdown with 1:02 left. Joe Houston's PAT gave the Trojans a 35-34 lead.

Stanford quarterback Andrew Luck completed three passes for 28 yards while Taylor rushed twice for 21 yards on Stanford's seven-play, 62 scoring drive that resulted in Whitaker's heroics as time expired.

Luck completed 20-of-24 passes for 285 yards and three touchdowns while Taylor finished with 104 yards on 23 carries, marking his third straight, 100-yard game. Baldwin caught a career high eight passes for 98 yards and two touchdowns.

Attendance: 51607

Score by Quarters	1	2	3	4	Score
USC	7	7	7	14	35
Stanford	7	7	7	16	37

Record: (4-2,1-2)
Record: (5-1,2-1)

SCORING SUMMARY

Team	Qtr	Time	Scoring play (PAT)	Plays-Yards	STOP
USC	1st	08:17	Baxter, Dillon 8 yd run (Houston, Joe kick)	11-73	5:03 7 0
STAN	1st	05:39	Baldwin, D 11 yd pass from Luck (Whitaker, N kick)	5-69	2:30 7 7
STAN	2nd	08:33	Wilkerson, A 6 yd run (Whitaker, N kick)	8-84	3:52 7 7
USC	2nd	04:23	Woods, R6 yd pass from Barkley (Houston kick)	8-63	4:04 14 14
STAN	3rd	05:39	Taylor, S 1 yd run (Whitaker, N kick)	14-93	7:27 14 21
USC	3rd	02:59	Woods, R 61 yd pass from Barkley (Houston kick)	5-80	2:40 21 21
STAN	4th	14:51	Reuland, K 2 yd pass from Luck (Whitaker, N kick)	6-82	3:00 21 28
USC	4th	11:11	Woods, R 6 yd pass from Barkley (Houston kick)	8-67	3:30 28 28
STAN	4th	09:27	Baldwin, D 7 yd pass from Luck (Whitaker miss)	3-6	1:30 28 34
USC	4th	01:08	Bradford, Allen 3 yd run (Houston kick)	10-51	3:06 35 34
STAN	4th	00:00	Whitaker, N 30 yd field goal	7-62	1:02 35 37

STATISTICAL SUMMARY

	USC	STAN
FIRST DOWNS	24	27
RUSHES-YARDS (NET)	28-108	36-193
PASSING YDS (NET)	390	285
Passes Att-Comp-Int	46-28-0	24-20-0
TOTAL OFFENSE PLAYS-YARDS	74-498	60-478
Fumble Returns-Yards	1-7	1-5
Punt Returns-Yards	1-15	1-1
Kickoff Returns-Yards	3-86	6-205
Interception Returns-Yards	0-0	0-0
Punts (Number-Avg)	2-45.0	1-54.0
Fumbles-Lost	1-1	3-3
Penalties-Yards	8-53	3-10
Possession Time	29:34	30:26
Third-Down Conversions	9 of 15	6 of 8
Fourth-Down Conversions	2 of 3	0 of 0
Red-Zone Scores-Chances	4-5	6-7
Sacks By: Number-Yards	1-8	1-6


RUSHING: USC-Barkley, Matt 5-33; Bradford, Allen 13-33; Baxter, Dillon 4-22; Tyler, Marc 3-11; Johnson, Ronald 1-5; Havili, Stanley 1-4; Woods, Robert 1-0. Stanford-Taylor, Stepan 23-104; Luck, Andrew 6-40; Owusu, Chris 1-20; Wilkerson, Anthony 3-15; Amanam, Usua 3-14.

PASSING: USC-Barkley, Matt 28-45-0-390; Tyler, Marc 0-1-0-0. Stanford-Luck, 20-24-0-285. RECEIVING: USC-Woods, Robert 12-224; Johnson, Ronald 6-61; Cameron, Jordan 4-24; Carswell, B. 2-24; Havili, Stanley 2-22; Butler, Brice 1-25; Tyler, Marc 1-10. Stanford-Baldwin, Doug 8-98; Owusu, Chris 3-73; Taylor, Stepan 3-18; Fleener, Coby 2-46; Wilkerson, Anthony 1-25; Whalen, Ryan 1-18; Marecic, Owen 1-5; Reuland, Konrad 1-2.

INTERCEPTIONS: USC-None. Stanford-None. FUMBLES: USC-Havili, Stanley 1-1. Stanford-Taylor, Stepan 2-2; Luck, Andrew 1-1. SACKS (UA-A): USC-Perry, Nick 1-0. Stanford-Fua, Sione 1-0.

TACKLES (UA-A): USC-Horton, Shane 8-2; Morgan, Michael 6-1; Kennard, Devon 4-3; Starling, J. 5-0; Wright, S. 4-1; McDonald, T.J. 4-0; Armstead, A. 3-0; Galippo, Chris 2-0; Casey, Jurrell 2-0; Perry, Nick 2-0; Baucham, Brian 2-0; Robey, Nickell 1-1; Burnett, Tony 1-0; Simmons, Derek 1-0; Cumming, Ross 1-0; Harris, Torin 1-0; Thomas, C. 1-0; Smith, Malcolm 1-0. Stanford-Skov, Shayne 7-6; Sherman, Richard 8-0; Howell, Delano 6-2; Bademosi, Johnson 6-0; Thomas, Chase 3-2; Skaufel, Taylor 3-0; Marecic, Owen 2-1; Fua, Sione 1-2; Thomas, Michael 2-0; Bulcke, Brian 0-2; Keiser, Thomas 1-0; Masifilo, Matthew 1-0; Luck, Andrew 1-0; Amajoyi, Chike 1-0; Lancaster, Jarek 1-0; Yancy, Austin 0-1; Bernard, Harold 0-1; Debnick, Alex 0-1.





**#12/14 Stanford 38, WSU 28
October 23, 2010 | Stanford, CA**

STANFORD, Calif.-- Sophomore running back Stepfan Taylor rushed for a career-high 143 yards and two touchdowns on 27 carries while Andrew Luck threw for 190 yards and three touchdowns to lead Stanford to a 38-28 victory over the visiting Washington State Cougars before a soggy Reunion Homecoming crowd of 36,679 at Stanford Stadium.

Stanford built a 24-7 lead at halftime and led 31-7 after three quarters and withstood three late Cougar touchdowns to earn its sixth victory of the season. At 6-1, the Cardinal secured its best start to a season since 1970.

Taylor became just the fourth Stanford back in school history to rush for over 100 yards in four straight games, along with Darrin Nelson, Tommy Vardell and Toby Gerhart. Both of his touchdown runs came in the second quarter, the first at the 5:23 mark on a six yard effort. He also carried over from one yard out with :47 remaining to cap a six play, 80-yard scoring drive.

Luck connected with Ryan Whalen, Doug Baldwin and Coby Fleener on touchdown passes of seven, 17 and four yards, running his season total to 19 scoring strikes.

Owen Marecic recorded his second interception of the season, picking off a Jeff Tuel pass on the game's third play from scrimmage to set up a Nate Whitaker field goal at the 12:41 mark.

Attendance: 36,679

Score by Quarters	1	2	3	4	Score
Washington State	0	7	0	21	28 Record: (1-7,0-5)
Stanford	10	14	7	7	38 Record: (6-1,3-1)

Team	Qtr	Time	Scoring play	Conversion	Plays-Yards	TOP
STAN	1st	12:41	Whitaker, N 21 yd field goal		4-5	1:29 0 3
STAN	1st	04:33	Whalen, R 7 yd pass from Luck (Whitaker, N kick)		13-80	6:06 0 10
WSU	2nd	10:10	Karstetter 12 yd pass from Tuel (Furney kick)		8-58	3:09 7 10
STAN	2nd	05:23	Taylor, S 6 yd run (Whitaker, N kick)		9-73	4:39 7 17
STAN	2nd	00:47	Taylor, S 1 yd run (Whitaker, N kick)		6-80	2:01 7 24
STAN	3rd	02:56	Baldwin, D 17 yd pass from Luck (Whitaker, N kick)		12-67	6:27 7 31
WSU	4th	11:11	Richmond 18 yd pass from Tuel (Furney kick)		5-80	1:45 14 31
STAN	4th	06:11	Fleener 4 yd pass from Luck (Whitaker, N kick)		9-81	4:56 14 38
WSU	4th	03:46	Karstetter 4 yd pass from Tuel (Furney kick)		7-80	2:25 21 38
WSU	4th	00:35	Wilson 74 yd pass from Tuel (Furney kick)		4-85	1:38 28 38

STATISTICAL SUMMARY	WSU	STAN
FIRST DOWNS	19	28
RUSHES-YARDS (NET)	23-90	47-249
PASSING YDS (NET)	298	190
Passes Att-Comp-Int	28-21-2	28-20-1
TOTAL OFFENSE PLAYS-YARDS	51-388	75-439
Fumble Returns-Yards	0-0	0-0
Punt Returns-Yards	1-1	1-10
Kickoff Returns-Yards	5-99	4-62
Interception Returns-Yards	1-10	2-36
Punts (Number-Avg)	3-57.3	3-44.3
Fumbles-Lost	3-1	0-0
Penalties-Yards	7-58	8-80
Possession Time	22:09	37:51
Third-Down Conversions	5 of 10	7 of 15
Fourth-Down Conversions	0 of 0	3 of 3
Red-Zone Scores-Chances	3-3	6-7
Sacks By: Number-Yards	0-0	2-7

RUSHING: Washington State-Winston, Carl 6-31; Montgomery, Jam 5-29; Tuel, Jeff 8-16; Richmond, Mar. 2-11; Mitz, Logwone 2-3. Stanford-Taylor, Stepfan 27-142; Wilkerson, Anthony 9-55; Baldwin, Doug 1-31; Luck, Andrew 4-11; Loukas, Alex 2-7; Marecic, Owen 2-5; Stewart, Jeremy 1-0; TEAM 1-minus 2.

PASSING: Washington State-Tuel, Jeff 21-28-2-298. Stanford-Luck, Andrew 20-28-1-190.


RECEIVING: Washington State-Karstetter, Jar 9-101; Wilson, Marq. 6-150; Richmond, Mar. 3-39; Blackledge, Dan 1-6; Simone, Gino 1-4; Winston, Carl 1-minus 2. Stanford-Whalen, Ryan 6-71; Baldwin, Doug 5-49; Fleener, Coby 4-23; Marecic, Owen 2-15; Reuland, Konrad 1-11; Taylor, Stepfan 1-11; Patterson, Jamal-Ras 1-10.

INTERCEPTIONS: Washington State-Kooyman, Kevin 1-10. Stanford-Marecic, Owen 1-19; Skaufel, Taylor 1-17.

FUMBLES: Washington State-Montgomery, Jam 2-0; Mitz, Logwone 1-1. Stanford-None.

SACKS (UA-A): Washington State-None. Stanford-Keiser, Thomas 1-0; Skov, Shayne 1-0.

TACKLES (UA-A): Washington State-Bucannon, Deone 11-4; Hoffman-Ellis, A 4-3; Mizell, C.J. 5-1; Simmons, Dan. 5-1; Beck, Myron 4-2; Justin, Aire 4-2; Locker, Casey 3-0; Toomer, Tyree 2-1; Laurenzi, Anth. 1-2; Long, Travis 1-2; Clayton, Justin 2-0; Washington, N. 1-1; Hamlett, Casey 1-0; Grasu, Nico 1-0; Rankin, Brandon 1-0; Fullington, J. 1-0; Matthews, Jay 1-0; Kooyman, Kevin 1-0; Simone, Gino 1-0; Wolgramm, Ber. 0-1; Bontemps, Benn. 0-1; Kaufusi, Sekope 0-1. Stanford-Bademosi, Johnson 8-0; Marecic, Owen 4-1; Skov, Shayne 3-1; Bulcke, Brian 3-0; Sherman, Richard 3-0; Thomas, Chase 2-1; Yancy, Austin 2-1; Thomas, Michael 1-2; Keiser, Thomas 1-2; Fua, Sione 2-0; Amajoyi, Chike 2-0; Roberts, Jemari 1-0; Wilkerson, Anthony 1-0; Carrington, Devon 1-0; Lancaster, Jarek 1-0; Masifilo, Matthew 1-0; Skaufel, Taylor 0-1; Reynolds, Ed 0-1



**#13/14 Stanford 41, Washington 0
October 30, 2010 | Seattle, WA**

SEATTLE, Wash. -- Stanford turned in one of the most dominating defensive performances in school history in shutting out Washington, 41-0 before a rain-soaked crowd of 69,020 at Husky Stadium.

Stanford limited Washington to just 107 yards in total offense, which was the second lowest output by an opponent in school history. The Huskies recorded just seven first downs and managed to drive the ball past the 50 yard line on just one occasion.

Coupled with its 35-0 win at UCLA earlier in the season, the shut-out marked just the first time since 1972 Stanford had shutout two opponents in the same season.

The Cardinal scored touchdowns in each of its first four possessions to build a 28-0 lead at halftime. Quarterback Andrew Luck opened the scoring with a 51-yard touchdown run at the 8:37 mark of the first quarter. Luck finished the game with a career high 92 rushing yards on just five carries. He also completed 19-of-26 passes for 192 yards and one touchdown, his 20th of the season, which tied him with Jim Plunkett (1969) and John Elway (1981) for fifth place on Stanford's single-season list.

Stepfan Taylor became just the second back in school history to rush for 100 yards in five straight games, as he finished with 104 yards on 20 carries, including touchdown runs of two and three yards.

Ryan Whalen and Doug Baldwin had five receptions each.

Sophomore linebacker Chase Thomas had a team-high nine tackles, including one sack, while Shayne Skov finished with eight tackles. Matt Masifilo had two sacks while Delano Howell and Johnson Bademosi each had interceptions.

Attendance: 69020

Score by Quarters	1	2	3	4	Score
Stanford	14	14	10	3	41 Record: (7-1,4-1)
Washington	0	0	0	0	0 Record: (3-5,2-3)

Team	Qtr	Time	Scoring play	Conversion	Plays-Yards	TOP
STAN	1st	08:37	Luck, A 51 yd run (Whitaker, N kick)		5-86	1:51 7 0
STAN	1st	04:20	Taylor, S 2 yd run (Whitaker, N kick)		6-42	2:38 14 0
STAN	2nd	14:54	Taylor, S 3 yd run (Whitaker, N kick)		6-61	2:08 21 0
STAN	2nd	08:38	Gaffney, T 3 yd run (Whitaker, N kick)		10-80	4:51 28 0
STAN	3rd	07:12	Whitaker, N 22 yd field goal		7-18	3:29 31 0
STAN	3rd	00:00	Ertz, Z 3 yd pass from Luck, A (Whitaker, N kick)		10-67	5:11 38 0
STAN	4th	05:41	Whitaker, N 39 yd field goal		13-51	7:27 41 0

STATISTICAL SUMMARY	STAN	WASH
FIRST DOWNS	22	7
RUSHES-YARDS (NET)	47-278	25-19
PASSING YDS (NET)	192	88
Passes Att-Comp-Int	26-19-1	17-9-2
TOTAL OFFENSE PLAYS-YARDS	73-470	42-107
Fumble Returns-Yards	0-0	0-0
Punt Returns-Yards	4-26	1-2
Kickoff Returns-Yards	1-21	5-100
Interception Returns-Yards	2-19	1-0
Punts (Number-Avg)	1-45.0	7-40.6
Fumbles-Lost	0-0	1-0
Penalties-Yards	1-15	2-20
Possession Time	37:30	22:22
Third-Down Conversions	10 of 17	2 of 11
Fourth-Down Conversions	1 of 2	1 of 2
Red-Zone Scores-Chances	6-6	0-0
Sacks By: Number-Yards	3-16	0-0

RUSHING: Stanford-Taylor, Stepfan 20-104; Luck, Andrew 5-92; Gaffney, Tyler 13-50; Wilkerson, Anthony 5-29; Stewart, Jeremy 2-3; Loukas, Alex 1-1; Amanam, Usua 1-minus 1. Washington-Polk, Chris 13-17; Callier, Jesse 4-1; Locker, Jake 8-1.

PASSING: Stanford-Luck, Andrew 19-26-1-192. Washington-Locker, Jake 7-14-2-64; Price, Keith 2-3-0-24.

RECEIVING: Stanford-Whalen, Ryan 5-59; Baldwin, Doug 5-56; Ertz, Zach 3-20; Marecic, Owen 2-27; Owusu, Chris 1-16; Fleener, Coby 1-10; Taylor, Stepfan 1-3; Amanam, Usua 1-1. Washington-Kearse, J. 4-53; Goodwin, D. 3-27; Fogerson, Zach 1-7; Bruns, Cody 1-1.

INTERCEPTIONS: Stanford-Bademosi, Johnson 1-19; Howell, Delano 1-0. Washington-Fellner, Nathan 1-0.


FUMBLES: Stanford-None. Washington-Locker, Jake 1-0.

SACKS (UA-A): Stanford-Masifilo, Matthew 2-0; Thomas, Chase 1-0. Washington-None.

TACKLES (UA-A): Stanford-Thomas, Chase 7-2; Skov, Shayne 7-1; Masifilo, Matthew 3-2; Thomas, Michael 2-1; Skaufel, Taylor 2-1; Sherman, Richard 2-0; Lancaster, Jarek 2-0; Keiser, Thomas 2-0; Fua, Sione 1-1; Howell, Delano 1-1; Bademosi, Johnson 1-1; Evans, Quinn 1-0; Bulcke, Brian 1-0; Debnjak, Alex 1-0; Gardner, Ben 1-0; Marecic, Owen 1-0. Washington-Foster, Mason 12-6; Tru-fant, D. 7-2; Williams, Nate 5-3; Jamora, Hau'oli 5-3; Dennison, Cort 5-3; Aiyewa, Victor 5-1; Fellner, Nathan 0-5; Thompson, E. 2-2; Richardson, Q. 2-0; Ducre, Gregory 2-0; McDowell, V. 1-1; Parker, Sean 0-2; Houston, Matt 1-0; Long, Adam 1-0; Huppert, Brandon 1-0; Poto'a'e, Sione 0-1; Ta'amu, Alameda 0-1.



DISCOVER ORANGE BOWL | STANFORD vs. VIRGINIA TECH | JANUARY 3, 2011 | 8:00 p.m. ET



**#10/12 Stanford 42, #13 Arizona 17
November 6, 2010 | Stanford, CA**

STANFORD, Calif.-- In a highly anticipated match-up between two top-15 teams, 10th-ranked Stanford rolled to its fourth straight victory with a 42-17 win over 13th-ranked Arizona at Stanford Stadium.

The victory improved Stanford's record to 8-1 overall and 5-1 in the Pac-10 Conference, the team's best start since 1970.

Stanford scored 42 points and rolled up 510 yards in total offense against a Wildcat defense that entered the game ranked seventh nationally in scoring defense. The Cardinal scored 30 or more points for the ninth consecutive game, an on-going school record.

Quarterback Andrew Luck completed 23-of-32 passes for 293 yards and two touchdowns, including a 45-yard bomb to Chris Owusu that gave Stanford a 7-0 lead at the 12:06 mark of the first quarter.

The Cardinal built a 21-3 lead at halftime after Stepfan Taylor added a pair of rushing touchdowns in the second quarter. Taylor, who finished with 82 yards on 19 carries, added two more touchdown runs in the second half to tie Stanford's single-game record for rushing touchdowns. Owusu finished the game nine receptions for 165 yards, both career highs.

Delano Howell and Richard Sherman finished with 11 and 10 tackles, respectively, to pace an ever-improving Stanford defense.

Attendance: 43,506

Score by Quarters	1	2	3	4	Score
Arizona	0	3	7	7	17 (7-2, 4-2 Pac-10)
Stanford	7	14	14	7	42 (8-1, 5-1 Pac-10)

Team	Qtr	Time	Scoring play	Conversion	Plays-Yards	TOP
STAN	1st	12:06	Owusu, C	45 yd pass Luck (Whitaker, N kick)	6-69	2:54 0 7
STAN	2nd	11:43	Taylor, S	2 yd run (Whitaker, N kick)	14-89	7:45 0 14
ARIZ	2nd	05:55	Zendejas, A.	33 yd field goal	5-27	1:41 3 14
STAN	2nd	01:18	Taylor, S	5 yd run (Whitaker, N kick)	5-35	1:19 3 21
STAN	3rd	07:16	Gaffney, T	5 yd pass Luck (Whitaker, N kick)	10-75	4:29 3 28
ARIZ	3rd	05:45	Criner, J.	7 yd pass from Foles, (N.Zendejas, A. kick)	8-65	1:26 10 28
STAN	3rd	01:24	Taylor, S	1 yd run (Whitaker, N kick)	10-78	4:16 10 35
ARIZ	4th	09:02	Antolin, K.	1 yd run (Zendejas, A. kick)	14-63	2:57 17 35
STAN	4th	03:23	Taylor, S	5 yd run (Whitaker, N kick)	11-83	5:31 17 42


STATISTICAL SUMMARY.....ARIZ		STAN
FIRST DOWNS	25	26
RUSHES-YARDS (NET).....	31-166	45-217
PASSING YDS (NET).....	248	299
Passes Att-Comp-Int.....	48-28-1	32-23-0
TOTAL OFFENSE PLAYS-YARDS.....	79-414	77-516
Fumble Returns-Yards.....	0-0	0-0
Punt Returns-Yards.....	0-0	1-27
Kickoff Returns-Yards.....	5-120	4-84
Interception Returns-Yards.....	0-0	1-15
Punts (Number-Avg).....	5-45.8	4-34.5
Fumbles-Lost.....	0-0	0-0
Penalties-Yards	8-41	7-53
Possession Time	22:57	37:03
Third-Down Conversions.....	7 of 16	9 of 14
Fourth-Down Conversions.....	1 of 3	0 of 0
Red-Zone Scores-Chances.....	3-5	5-5
Sacks By: Number-Yards	0-0	2-20

RUSHING: Arizona-Antolin, K. 16-86; Criner, J. 3-50; Nwoko, G. 8-49; Grigsby, N. 1-2; Tutogi, T. 1-minus 1; Foles, N. 2-minus 20. Stanford-Taylor, Stepfan 19-82; Wilkerson, Anthony 10-81; Luck, Andrew 3-25; Gaffney, Tyler 6-15; Owusu, Chris 1-12; Stewart, Jeremy 1-8; Marecic, Owen 1-2; TEAM 4-minus 8.

PASSING: Arizona-Foles, N. 28-48-1-248. Stanford-Luck, Andrew 23-32-0-299. RECEIVING: Arizona-Criner, J. 9-98; Roberts, D. 7-59; Douglas, D. 4-23; Miller, T. 3-26; Antolin, K. 2-22; Cobb, T. 1-9; Tutogi, T. 1-7; Baucus, J. 1-4. Stanford-Owusu, Chris 9-165; Fleener, Coby 4-23; Baldwin, Doug 3-50; Whalen, Ryan 2-15; Reuland, Konrad 1-13; Taylor, Stepfan 1-12; Marecic, Owen 1-10; Hewitt, Ryan 1-6; Gaffney, Tyler 1-5.

INTERCEPTIONS: Arizona-None. Stanford-Sherman, Richard 1-15. FUMBLES: Arizona-None. Stanford-None. SACKS (UA-A): Arizona-None. Stanford-Skov, Shayne 0-1; Thomas, Chase 0-1; Fua, Sione 1-0.

TACKLES (UA-A): Arizona-Vassallo, P. 10-1; Golden, R. 9-2; Earls, D. 9-1; Wilcox, A. 6-2; Perkins, J. 3-2; Fischer, J. 3-0; Washington, J. 3-0; Reed, D. 2-0; Richardson, S. 2-0; Cobb, T. 1-0; Foster, T. 1-0; Scott, M. 1-0; Knowles, K. 1-0; Elmore, R. 1-0; Turner, Mike 1-0; Reed, B. 1-0; Grigsby, N. 1-0; Hall, A. 1-0; Mikaele, L. 1-0; Wade, T. 1-0. Stanford-Howell, Delano 11-0; Sherman, Richard 7-3; Skov, Shayne 7-2; Keiser, Thomas 6-1; Skaufel, Taylor 4-2; Thomas, Chase 3-3; Thomas, Michael 3-3; Browning, Barry 4-0; Debnjak, Alex 2-0; Fua, Sione 2-0; Masifilo, Matthew 1-1; Evans, Quinn 1-0; Marecic, Owen 1-0; Bulcke, Brian 0-1.



**#7/9 Stanford 17, Arizona State 13
November 13, 2010 | Tempe, AZ**

TEMPE, Ariz. -- All week, head coach Jim Harbaugh expected Stanford's game at Arizona State to be nothing less than an old fashioned "football fight."

After grinding out a 17-13 victory over the Sun Devils, its first win in Tempe since 1999, Harbaugh and the Cardinal got exactly the fight it expected from a hard-luck Sun Devil team.

The win improved Stanford's record to 9-1 overall and 6-1 in the Pac-10 Conference, marking its best start since the 1951 season.

Arizona State took a 13-10 lead at the 4:43 mark of the third quarter, as Kerry Taylor caught an eight-yard touchdown pass from Steven Threet.

Stanford marched 85 yards in 10 plays to score the winning touchdown with 5:14 left in the fourth quarter, as fullback Owen Marecic carried over from one yard out. Marecic also scored Stanford's first touchdown in the first quarter.

Stanford's game-winning drive was aided by three untimely Sun Devil penalties, the last being an unsportsmanlike conduct call which gave the Cardinal a first down on the ASU seven yard line. Two plays later, Marecic carried over for the winning touchdown.

Arizona State went three-and-out on its next possession and Stanford was able to run out the last 4:00 of the game for its fifth straight win.

Quarterback Andrew Luck completed a career high 33 passes in 41 attempts for 292 yards. The Sun Devils limited the Cardinal to a season-low 128 yards on the ground, 95 below its average. It was Luck's third career fourth quarter comeback.

Attendance: 45592

Score by Quarters	1	2	3	4	Score
Stanford	7	0	3	7	17 (9-1, 6-1 Pac-10)
Arizona State	7	0	6	0	13 (4-6, 2-5 Pac-10)

Team	Qtr	Time	Scoring play	Conversion	Plays-Yards	TOP
STAN	1st	09:45	Marecic, O	1 yd run (Whitaker, N kick)	9-50	4:16 7 0
ASU	1st	07:45	Threet, Steven	4 yd run (Weber, Thomas kick)	7-74	1:54 7 7
STAN	3rd	06:57	Whitaker, N	44 yd field goal	10-41	4:44 10 7
ASU	3rd	04:43	Taylor 8 yd pass from Threet (Weber kick failed)		6-75	2:06 10 13
STAN	4th	05:14	Marecic, O	1 yd run (Whitaker, N kick)	10-85	5:22 17 13

STATISTICAL SUMMARY.....STAN		ASU
FIRST DOWNS	27	12
RUSHES-YARDS (NET).....	42-128	23-110
PASSING YDS (NET).....	292	158
Passes Att-Comp-Int.....	41-33-1	26-16-1
TOTAL OFFENSE PLAYS-YARDS.....	83-420	49-268
Fumble Returns-Yards.....	0-0	0-0
Punt Returns-Yards.....	3-56	2-3
Kickoff Returns-Yards.....	3-32	3-79
Interception Returns-Yards.....	1-0	1-30
Punts (Number-Avg).....	4-37.0	7-37.9
Fumbles-Lost.....	1-1	3-1
Penalties-Yards	2-20	8-67
Possession Time	42:25	17:35
Third-Down Conversions.....	10 of 18	1 of 9
Fourth-Down Conversions.....	0 of 1	1 of 1
Red-Zone Scores-Chances.....	2-5	2-3
Sacks By: Number-Yards	1-5	1-11


RUSHING: Stanford-Wilkerson, Anthony 10-65; Taylor, Stepfan 16-39; Loukas, Alex 1-8; Baldwin, Doug 1-5; Marecic, Owen 4-4; Stewart, Jeremy 2-4; Luck, Andrew 3-3; Gaffney, Tyler 2-3; Amanam, Usua 1-0; TEAM 2-minus 3. Arizona State-Marshall, C. 12-92; Miles, Jamal 2-9; Threet, Steven 4-5; Lewis, Deandre 4-5; TEAM 1-minus 1.

PASSING: Stanford-Luck, Andrew 33-41-1-292. Arizona State-Threet, Steven 16-26-1-158. RECEIVING: Stanford-Baldwin, Doug 10-122; Whalen, Ryan 5-51; Reuland, Konrad 4-35; Taylor, Stepfan 4-17; Whalen, Griff 3-40; Fleener, Coby 2-11; Marecic, Owen 1-10; Ertz, Zach 1-5; Amanam, Usua 1-3; Wilkerson, Anthony 1-minus 1; Patterson, Jamal-Ras 1-minus 1. Arizona State-Simpson, T.J. 4-27; Taylor, Kerry 4-24; Marshall, C. 2-33; Pflugrad, Aaron 2-20; Willie, Mike 2-14; Robinson, G. 1-30; Miles, Jamal 1-10.

INTERCEPTIONS: Stanford-Howell, Delano 1-0. Arizona State-Elder, Eddie 1-30. FUMBLES: Stanford-Luck, Andrew 1-1. Arizona State-Threet, Steven 1-1; Miles, Jamal 1-0; Lewis, Deantre 1-0.

SACKS (UA-A): Stanford-Skov, Shayne 1-0. Arizona State-Aaron, Oliver 1-0. TACKLES (UA-A): Stanford-Thomas, Michael 8-1; Skov, Shayne 6-1; Thomas, Chase 6-1; Skaufel, Taylor 3-0; Marecic, Owen 3-0; Keiser, Thomas 2-0; Browning, Barry 2-0; Howell, Delano 2-0; Sherman, Richard 1-1; Fleener, Coby 1-0; Evans, Quinn 1-0; Stephens, Terrence 1-0; Yancy, Austin 1-0; Bernard, Harold 0-1; Lancaster, Jarek 0-1. Arizona State-Tabach, Max 7-4; Burfitt, V. 6-4; Parker, Colin 7-1; Lewis, LeQuan 5-2; Elder, Eddie 4-2; Magee, Brandon 4-1; Irabor, Osahon 4-1; Brooks, James 4-1; Aaron, Oliver 4-1; Bolden, Omar 2-1; Guy, Lawrence 2-1; Falahola, Saia 2-0; Floyd, Clint 2-0; Moos, Bo 1-1; Jarrett, Jamaar 0-2; Anderson, D. 1-0; Callaghan, Mike 1-0; Hankins, Trevor 1-0; Robinson, G. 1-0; DeLeone, Dean 0-1; Johnson, Keelan 0-1; Darby, Alden 0-1; Onyeali, Junior 0-1; Tuitea, Toa 0-1; Robinson, J. 0-1.





#7/8 Stanford 48, California 14
November 20, 2010 | Berkeley, CA
113th Big Game

BERKELEY, Calif. – Stanford scored on each of its first eight possessions and defeated California, 48-14 in the 113th edition of the Big Game in Berkeley.

The 48 points were the most ever scored by a Stanford team in the series as the Cardinal regained possession of the Axe for the first time in three years.

The win was Stanford's 10th of the season, tying a school record, and marked the tenth time in 11 games the Cardinal scored 30 or more points during the season.

Quarterback Andrew Luck completed 16-of-20 passes for 235 yards and two touchdowns and also ran for 72 yards on three carries, including a memorable 58-yard run in the first quarter that set up Stanford's first touchdown of the game.

Wide receiver Doug Baldwin caught five passes for 97 yards and one touchdown, which came on a 22-yard strike from Luck just before halftime that gave Stanford a 31-0 lead at intermission. The Cardinal built a 45-0 lead before Cal scored two fourth quarter touchdowns, the last with :15 remaining.

Stanford finished with 467 yards in total offense against a Cal team that was ranked 10th nationally in total defense entering the game.

Stanford's defense forced three Cal turnovers, including two interceptions and a fumble. Owen Marecic and Shayne Skov tied for the team lead in tackles with six.

Attendance: 67, 793

Score by Quarters	1	2	3	4	Score
Stanford	10	21	14	3	48
California	0	0	0	14	14

Record: (10-1,7-1)
 Record: (5-6,3-5)

Team	Qtr	Time	Scoring play	Conversion	Plays	Yards	TOP
STAN	1st	12:20	Whitaker, N 29 yd field goal		4-15	1:26	3 0
STAN	1st	03:46	Taylor, S 3 yd run (Whitaker, N kick)		7-95	4:19	10 0
STAN	2nd	10:44	Taylor, S 1 yd run (Whitaker, N kick)		9-86	3:28	17 0
STAN	2nd	02:47	Ertz, Z 13 yd pass from Luck, A (Whitaker, N kick)		9-90	4:59	24 0
STAN	2nd	00:22	Baldwin 19 yd pass from Luck (Whitaker, N kick)		6-61	1:26	31 0
STAN	3rd	12:09	Taylor, S 4 yd run (Whitaker, N kick)		8-64	2:45	38 0
STAN	3rd	04:53	Wilkerson, A 3 yd run (Whitaker, N kick)		11-56	5:17	45 0
CAL	4th	14:27	Jones 17 yd pass from Allen (Tavecchio, Gior kick)		12-79	5:21	45 7
STAN	4th	07:04	Whitaker, N 40 yd field goal		13-48	7:18	48 7
CAL	4th	00:15	Sofele 12 yd pass frm Mansion (Tavecchio, Gior kick)		13-81	3:24	48 14

STATISTICAL SUMMARY	STAN	CAL
FIRST DOWNS	28	20
RUSHES-YARDS (NET)	48-232	28-109
PASSING YDS (NET)	235	190
Passes Att-Comp-Int	21-16-0	38-20-2
TOTAL OFFENSE PLAYS-YARDS	69-467	66-299
Fumble Returns-Yards	0-0	0-0
Punt Returns-Yards	1-32	0-0
Kickoff Returns-Yards	2-35	6-138
Interception Returns-Yards	2-0	0-0
Punts (Number-Avg)	1-35.0	3-54.3
Fumbles-Lost	0-0	3-1
Penalties-Yards	2-30	9-95
Possession Time	33:03	26:57
Third-Down Conversions	5 of 10	6 of 14
Fourth-Down Conversions	2 of 2	2 of 3
Red-Zone Scores-Chances	7-7	2-2
Sacks By: Number-Yards	1-7	0-0

RUSHING: Stanford-Luck, Andrew 3-72; Wilkerson, Anthony 18-67; Taylor, Stepfan 15-59; Loukas, Alex 3-23; Gatewood, Corey 1-6; Baldwin, Doug 1-3; Stewart, Jeremy 2-2; Marecic, Owen 1-2; Gaffney, Tyler 1-2 minus 2. California-Vereen, Shane 15-63; Sofele, Isi 3-20; Allen, Keenan 2-17; Mansion, Brock 6-6; Jones, Marvin 1-4; TEAM 1-minus 1.

PASSING: Stanford-Luck, Andrew 16-20-0-235; Nunes, Josh 0-1-0-0. California-Mansion, Brock 19-37-2-173; Allen, Keenan 1-1-0-17.


RECEIVING: Stanford-Baldwin, Doug 5-97; Whalen, Ryan 3-34; Ertz, Zach 2-45; Whalen, Griff 2-36; Taylor, Stepfan 2-14; Reuland, Konrad 1-6; Terrell, Drew 1-3. California-Allen, Keenan 8-54; Jones, Marvin 3-49; Vereen, Shane 3-24; Calvin, Michael 2-25; Sparks, Jarrett 2-18; Sofele, Isi 1-17; Kapp, Will 1-3.

INTERCEPTIONS: Stanford-Thomas, Michael 1-0; Sherman, Richard 1-0. California-None.

FUMBLES: Stanford-None. California-Mansion, Brock 3-1.

SACKS (UA-A): Stanford-Skaufel, Taylor 1-0. California-None.

TACKLES (UA-A): Stanford-Marecic, Owen 4-2; Thomas, Michael 3-3; Skov, Shayne 2-4; Sherman, Richard 4-1; Masifilo, Matthew 3-2; Thomas, Chase 3-1; Amajoyi, Chike 2-1; Lueders, Blake 2-1; Bergen, Max 1-2; Browning, Barry 1-2; Bulcke, Brian 1-2; Lancaster, Jarek 0-3; Yancy, Austin 2-0; Skaufel, Taylor 2-0; Carrington, Devon 1-1; Howell, Delano 0-2; Brown, Terrence 1-0; Bernard, Harold 0-1; Bademosi, Johnson 0-1; Fua, Sione 0-1; Stewart, Jeremy 0-1; Gardner, Ben 0-1. California-Cattouse, Sean 10-5; Mohamed, Mike 5-7; Holt, D.J. 4-8; Conte, Chris 6-1; Nnabuife, Bryan 4-2; Hill, Josh 2-4; Browner, Keith 1-3; Kendrick, Mych 1-3; Williams, Steve 1-3; Guyton, Trevor 1-2; Jordan, Cameron 1-2; Coleman, Deandr 1-1; Mullins, Robert 1-0; Allen, Keenan 1-0; Tipoti, Aaron 1-0; Lagemann, Alex 1-0; Kapp, Will 0-1; Hill, Derrick 0-1; Anger, Bryan 0-1.



#7/8 Stanford 38, Oregon State 0
November 27, 2010 | Stanford, CA

STANFORD, Calif. – Stanford's defense posted its third shutout on the season as the Cardinal won its 11th game on the season, defeating Oregon State, 38-0 at Stanford Stadium. Stanford finished the regular season with 11 wins and eight conference victories, both school records. The victory was also the Cardinal's seventh straight, marking the team's longest winning streak since the 1991 season.

The shutout was Stanford's third of the year, marking the first time since 1969 the Cardinal had recorded three shutouts in the same season. Stanford's defense allowed just 44 combined points over the last five games of the season, which were the fewest amount of points yielded in a five-game stretch since 1971.

Stanford got off to its customary fast start, as quarterback Andrew Luck threw two first quarter touchdowns to Zach Ertz and Doug Baldwin to give the Cardinal an early 14-0 lead. After Nate Whitaker kicked a 20-yard field goal at the 8:08 mark of the second quarter to increase Stanford's lead to 17-0, Luck tossed his third touchdown pass of the night, again finding Baldwin on a 29-yard scoring strike at the 1:56 mark of the second period.

A season-long 62 yard touchdown run by sophomore Stepfan Taylor at the 5:16 mark of the third quarter extended Stanford's lead to 31-0. It was Taylor's 15th rushing touchdown of the season, tying Toby Gerhart (2008) for third on the school's all-time single season list. Taylor finished the game with 115 yards on the ground, his sixth, 100-yard game of the season. The performance also pushed his season total to 1,023 yards, as Taylor became the first Stanford sophomore to rush for over 1,000 yards since Darrin Nelson in 1978.

Stanford closed the scoring early in the fourth quarter, as Luck connected with Tyler Gaffney on a 52 yard swing pass for his school-record 28th touchdown pass of the season, breaking the previous mark of 27 held by John Elway (1980) and Steve Stenstrom (1993). Luck finished the game completing 21-of-30 passes for 305 yards to become just the fourth Stanford quarterback to pass for over 3,000 yards in a season, joining Elway, Stenstrom and Todd Husak.

Attendance: 67, 793

Score by Quarters	1	2	3	4	Score
Oregon State	0	0	0	0	0
Stanford	14	10	7	7	38

Record: (5-6,4-4)
 Record: (11-1,8-1)

Team	Qtr	Time	Scoring play	Conversion	Plays	Yards	TOP
STAN	1st	09:38	Ertz, Z 21 yd pass from Luck (Whitaker, N kick)		10-71	5:22	0 7
STAN	1st	02:21	Baldwin, D 42 yd pass from Luck (Whitaker, N kick)		10-91	4:17	0 14
STAN	2nd	08:08	Whitaker, N 20 yd field goal		7-38	2:54	0 17
STAN	2nd	01:56	Baldwin, D 29 yd pass from Luck (Whitaker, N kick)		9-76	3:59	0 24
STAN	3rd	05:16	Taylor, S 62 yd run(Whitaker, N kick)		4-80	1:51	0 31
STAN	4th	14:50	Gaffney, T 52 yd pass from Luck (Whitaker, N kick)		6-67	2:51	0 38

STATISTICAL SUMMARY	OSU	STAN
FIRST DOWNS	20	20
RUSHES-YARDS (NET)	24-68	39-165
PASSING YDS (NET)	217	305
Passes Att-Comp-Int	46-23-3	30-21-0
TOTAL OFFENSE PLAYS-YARDS	70-285	69-470
Fumble Returns-Yards	0-0	0-0
Punt Returns-Yards	1-8	4-36
Kickoff Returns-Yards	6-161	1-24
Interception Returns-Yards	0-0	3-24
Punts (Number-Avg)	5-33.0	4-42.8
Fumbles-Lost	2-2	1-0
Penalties-Yards	5-52	4-45
Possession Time	26:11	33:49
Third-Down Conversions	4 of 13	9 of 15
Fourth-Down Conversions	0 of 2	0 of 1
Red-Zone Scores-Chances	0-0	1-2
Sacks By: Number-Yards	1-15	4-20

RUSHING: Oregon State-Rodgers, Jacq. 17-76; Wheaton, Markus 1-14; Vaz, Cody 1-0; Katz, Ryan 5-minus 22. Stanford-Taylor, Stepfan 14-115; Wilkerson, Anthony 13-29; Gaffney, Tyler 8-27; Marecic, Owen 1-3; TEAM 1-minus 2; Luck, Andrew 2-minus 7.

PASSING: Oregon State-Katz, Ryan 19-36-3-183; Vaz, Cody 4-10-0-34. Stanford-Luck, Andrew 21-30-0-305.

RECEIVING: Oregon State-Nichols, Aaron 5-53; Wheaton, Markus 5-40; Reese, John 4-43; Rodgers, Jacq. 4-31; Halahuni, Joe 2-36; Bishop, Jordan 2-7; Darkins, Will 1-7. Stanford-Whalen, Ryan 7-54; Baldwin, Doug 5-97; Ertz, Zach 4-65; Gaffney, Tyler 2-55; Wilkerson, Anthony 1-23; Terrell, Drew 1-8; Reuland, Konrad 1-3.

INTERCEPTIONS: Oregon State-None. Stanford-Sherman, Richard 1-24; Howell, Delano 1-0; Browning, Barry 1-0.

FUMBLES: Oregon State-Nichols, Aaron 1-1; Katz, Ryan 1-1. Stanford-Luck, Andrew 1-0.

SACKS (UA-A): Oregon State-Paea, Stephen 1-0. Stanford-Thomas, Chase 2-1; Masifilo, Matthew 1-0; Fua, Sione 0-1.

TACKLES (UA-A): Oregon State-Paea, Stephen 6-2; Roberson, D. 6-0; Hardin, Brandon 6-0; Mitchell, Lance 5-1; Dockery, James 4-0; Poyer, Jordan 3-1; Watkins, A. 2-2; Wilson, Tony 3-0; Collins, C. 3-0; Unga, Feti 3-0; Tuimaunei, S. 3-0; Glover, Dominic 2-0; Frahm, Kevin 1-1; Camat, Keo 1-0; Hull, Evan 1-0; Jenkins, Jordan 1-0; Johnson, Grant 1-0; Robinson, R. 0-1. Stanford-Thomas, Chase 8-1; Thomas, Michael 7-1; Masifilo, Matthew 3-2; Howell, Delano 4-0; Marecic, Owen 4-0; Sherman, Richard 3-1; Skov, Shayne 3-1; Skaufel, Taylor 3-0; Bernard, Harold 2-0; Evans, Quinn 2-0; Amajoyi, Chike 2-0; Fua, Sione 1-1; Keiser, Thomas 1-0; Mabry, Tyler 1-0; Parry, David 1-0; Bulcke, Brian 0-1.



Team Statistics	STAN	OPP
SCORING	484	214
Points Per Game	40.3	17.8
FIRST DOWNS	297	225
Rushing	135	94
Passing	143	115
Penalty	19	16
RUSHING YARDAGE	2532	1505
Yards gained rushing	2678	1772
Yards lost rushing	146	267
Rushing Attempts	504	372
Average Per Rush	5.0	4.0
Average Per Game	211.0	125.4
TDs Rushing	32	12
PASSING YARDAGE	3076	2404
Comp-Att-Int	248-356-7	225-391-17
Average Per Pass	8.6	6.1
Average Per Catch	12.4	10.7
Average Per Game	256.3	200.3
TDs Passing	28	15
TOTAL OFFENSE	5608	3909
Total Plays	860	763
Average Per Play	6.5	5.1
Average Per Game	467.3	325.8
KICK RETURNS: #-Yards	40-869	61-1368
PUNT RETURNS: #-Yards	22-225	10-130
INT RETURNS: #-Yards	17-153	7-67
KICK RETURN AVERAGE	21.7	22.4
PUNT RETURN AVERAGE	10.2	13.0
INT RETURN AVERAGE	9.0	9.6
FUMBLES-LOST	12-8	24-12
PENALTIES-Yards	59-532	76-613
Average Per Game	44.3	51.1
PUNTS-Yards	29-1209	54-2197
Average Per Punt	41.7	40.7
Net punt average	36.5	34.7
TIME OF POSSESSION/Game	35:08	24:52
3RD-DOWN Conversions	93/161	56/153
3rd-Down Pct	58%	37%
4TH-DOWN Conversions	11/15	13/25
4th-Down Pct	73%	52%
SACKS BY-Yards	28-171	5-47
MISC YARDS	0	0
TOUCHDOWNS SCORED	62	28
FIELD GOALS-ATTEMPTS	17-19	6-7
ON-SIDE KICKS	0-0	1-2
RED-ZONE SCORES	(61-69) 88%	(21-27) 78%
RED-ZONE TOUCHDOWNS	(47-69) 68%	(18-27) 67%
PAT-ATTEMPTS	(57-60) 95%	(26-27) 96%
ATTENDANCE	240254	379949
Games/Avg Per Game	6/40042	6/63325
Neutral Site Games		0/0

Score by Quarters	1st	2nd	3rd	4th	OT	Total
Stanford	145	143	101	95	0	484
Opponents	34	44	55	81	0	214



Rushing	gp-gs	att	gain	loss	net	avg	td	lg	avg/g
Taylor, Stepfan	12-11	210	1057	34	1023	4.9	15	62	85.2
Luck, Andrew	12-12	51	497	59	438	8.6	3	58	36.5
Wilkerson, Anthony	12-0	87	420	11	409	4.7	3	39	34.1
Gaffney, Tyler	9-0	58	253	8	245	4.2	4	32	27.2
Loukas, Alex	8-0	18	156	6	150	8.3	1	48	18.8
Amanam, Usua	11-0	28	131	5	126	4.5	0	20	11.5
Marecic, Owen	12-12	20	42	0	42	2.1	4	6	3.5
Baldwin, Doug	12-11	3	39	0	39	13.0	0	31	3.2
Stewart, Jeremy	7-1	13	39	1	38	2.9	1	15	5.4
Owusu, Chris	6-3	2	32	0	32	16.0	0	20	5.3
Gatewood, Corey	9-0	1	6	0	6	6.0	0	6	0.7
Stutz, Andrew	2-0	2	6	0	6	3.0	1	4	3.0
TEAM	7-0	11	0	22	-22	-2.0	0	0	-3.1
Total	12	504	2678	146	2532	5.0	32	62	211.0
Opponents	12	372	1772	267	1505	4.0	12	76	125.4

Passing	gp-gs	effic	comp-att-int	pct	yds	td	lg	avg/g
Luck, Andrew	12-12	166.10	245-349-7	70.2	3051	28	81	254.2
Loukas, Alex	8-0	70.24	2-5-0	40.0	18	0	14	2.2
Nunes, Josh	4-0	79.40	1-2-0	50.0	7	0	7	1.8
Total	12	164.27	248-356-7	69.7	3076	28	81	256.3
Opponents	12	113.15	225-391-17	57.5	2404	15	74	200.3

Receiving	gp-gs	no.	yds	avg	td	lg	avg/g
Baldwin, Doug	12-11	56	824	14.7	9	81	68.7
Whalen, Ryan	10-9	39	415	10.6	2	30	41.5
Taylor, Stepfan	12-11	26	259	10.0	1	59	21.6
Owusu, Chris	6-3	24	394	16.4	3	45	65.7
Fleener, Coby	12-7	22	261	11.9	4	36	21.8
Reuland, Konrad	12-6	19	195	10.3	1	26	16.2
Whalen, Griff	12-1	17	249	14.6	1	27	20.8
Ertz, Zach	12-1	14	151	10.8	4	32	12.6
Marecic, Owen	12-12	9	75	8.3	0	15	6.2
Patterson, Jamal-Ras	9-0	5	67	13.4	0	41	7.4
Amanam, Usua	11-0	5	18	3.6	1	12	1.6
Gaffney, Tyler	9-0	3	60	20.0	2	52	6.7
Wilkerson, Anthony	12-0	3	47	15.7	0	25	3.9
Hewitt, Ryan	12-0	2	16	8.0	0	10	1.3
Terrell, Drew	8-0	2	11	5.5	0	8	1.4
Toilolo, Levine	1-1	1	27	27.0	0	27	27.0
Knapp, Sam	2-0	1	7	7.0	0	7	3.5
Total	12	248	3076	12.4	28	81	256.3

Punt Returns	no.	yds	avg	td	lg
Terrell, Drew	14	183	13.1	0	34
Baldwin, Doug	7	37	5.3	0	22
Yancy, Austin	1	5	5.0	0	0
Total	22	225	10.2	0	34
Opponents	10	130	13.0	1	70

Interceptions	no.	yds	avg	td	lg
Sherman, Richard	4	39	9.8	0	24
Howell, Delano	4	0	0.0	0	0
Marecic, Owen	2	39	19.5	1	20
Browning, Barry	1	0	0.0	0	0
Bademosi, Johnson	1	19	19.0	0	19
Thomas, Chase	1	2	2.0	0	2
Thomas, Michael	1	0	0.0	0	0
Yancy, Austin	1	37	37.0	0	36
Skaufel, Taylor	1	17	17.0	0	17
Keiser, Thomas	1	0	0.0	0	0
Total	17	153	9.0	1	36
Opponents	7	67	9.6	0	30

Kick Returns	no.	yds	avg	td	lg
Owusu, Chris	17	420	24.7	0	88
Amanam, Usua	15	321	21.4	0	60
Baldwin, Doug	3	62	20.7	0	24
Hewitt, Ryan	1	8	8.0	0	8
Taylor, Stepfan	1	17	17.0	0	17
Sherman, Richard	1	16	16.0	0	16
Fleener, Coby	1	1	1.0	0	1
Stewart, Jeremy	1	24	24.0	0	24
Total	40	869	21.7	0	88
Opponents	61	1368	22.4	0	38

Fumble Returns	no.	yds	avg	td	lg
Thomas, Michael	1	21	21.0	1	21
Sherman, Richard	1	5	5.0	0	5
Total	2	26	13.0	1	21
Opponents	3	83	27.7	0	51



Stanford Overall Individual Statistics (as of Nov 30, 2010)
All games

Scoring	td	fg	PAT				dpx	saf	pts	Total Offense	g	plays	rush	pass	total	avg/g
			kick	rush	rcv	pass										
Whitaker, Nate	-	17-19	57-60	-	-	-	-	-	108	12	400	438	3051	3489	290.8	
Taylor, Stepfan	16	-	-	-	-	-	-	-	96	12	210	1023	0	1023	85.2	
Baldwin, Doug	9	-	-	-	1	-	-	-	56	12	87	409	0	409	34.1	
Gaffney, Tyler	6	-	-	-	-	-	-	-	36	9	58	245	0	245	27.2	
Marecic, Owen	5	-	-	-	-	-	-	-	30	8	23	150	18	168	21.0	
Ertz, Zach	4	-	-	-	1	-	-	-	26	11	28	126	0	126	11.5	
Fleener, Coby	4	-	-	-	-	-	-	-	24	12	20	42	0	42	3.5	
Wilkerson, Anthony	3	-	-	-	-	-	-	-	18	12	3	39	0	39	3.2	
Luck, Andrew	3	-	-	-	-	2-2	-	-	18	7	13	38	0	38	5.4	
Owusu, Chris	3	-	-	-	-	-	-	-	18	6	2	32	0	32	5.3	
Whalen, Ryan	2	-	-	-	-	-	-	-	12	4	2	0	7	7	1.8	
Stutz, Andrew	1	-	-	-	-	-	-	-	6	9	1	6	0	6	0.7	
Loukas, Alex	1	-	-	-	-	-	-	-	6	2	2	6	0	6	3.0	
Whalen, Griff	1	-	-	-	-	-	-	-	6	TEAM	7	11	-22	0	-22	-3.1
Reuland, Konrad	1	-	-	-	-	-	-	-	6	Total	12	860	2532	3076	5608	467.3
Stewart, Jeremy	1	-	-	-	-	-	-	-	6	Opponents	12	763	1505	2404	3909	325.8
Amanam, Usua	1	-	-	-	-	-	-	-	6							
Thomas, Michael	1	-	-	-	-	-	-	-	6							
Total	62	17-19	57-60	-	2	2-2	-	-	484							
Opponents	28	6-7	26-27	1-1	-	-	-	-	214							

Field Goals	fg	pct.	01-19	20-29	30-39	40-49	50-99	lg	blk	Punting	no.	yds	avg	lg	tb	fc	i20	50+	blk
Whitaker, Nate	17-19	89.5	0-0	9-9	4-5	4-5	0-0	46	0	Zychlinski, Daniel	24	1003	41.8	64	1	5	8	3	0
										Green, David	5	206	41.2	51	0	4	2	1	0
										Total	29	1209	41.7	64	1	9	10	4	0
										Opponents	54	2197	40.7	71	5	13	15	6	1
										Kickoffs	no.	yds	avg	tb	ob	retn	net	ydln	
										Whitaker, Nate	88	5963	67.8	27	1				
										Whitaker, Eric	1	56	56.0	0	0				
										Total	89	6019	67.6	27	1	22.4	46.2	23	
										Opponents	44	2704	61.5	1	0	21.7	41.2	28	

Numbers in (parentheses) indicate field goal was made.



Stanford Overall Defensive Statistics (as of Nov 30, 2010)
All games

#	Defensive Leaders	gp-gs	Tackles				tfl/yds	Sacks no-yds	Pass defense			Fumbles		blkd	
			ua	a	tot				int-yds	brup	qbh	rcv-yds	ff	kick	sa
1A	Skov, Shayne	10-10	42	30	72	6.5-30	4.5-28	.	4	.	1-0	2	.		
44	Thomas, Chase	12-12	47	19	66	11.5-63	7.5-56	1-2	3	4	2-0	1	.		
3	Thomas, Michael	12-10	41	16	57	4.5-15	.	1-0	2	1	1-21	3	.		
26	Howell, Delano	11-11	43	13	56	0.5-1	.	4-0	5	.	2-0	1	.		
9	Sherman, Richard	12-11	39	10	49	1.0-2	.	4-39	9	.	1-5	2	.		
48	Marecic, Owen	12-12	26	19	45	4.5-15	1.0-9	2-39	5	.	1-0	1	.		
40	Skaufel, Taylor	12-5	32	10	42	1.0-7	1.0-7	1-17		
27	Bademosi, Johnson	10-8	32	4	36	.	.	1-19	4		
94	Keiser, Thomas	12-12	23	12	35	8.0-23	3.5-14	1-0	2	2	1-0	.	.		
98	Masifilo, Matthew	12-12	17	14	31	4.5-19	4.0-18	.	2	1	1-0	2	.		
95	Bulcke, Brian	12-8	15	9	24	4.5-9		
92	Fua, Sione	12-12	12	10	22	6.0-28	4.5-25	2	.		
57	Bergen, Max	12-2	11	10	21	1.0-4	1	.		
23	Yancy, Austin	12-2	12	7	19	0.5-2	.	1-37	1	.	.	1	1		
43	Amajoyi, Chike	12-0	14	5	19	1-0	.	.		
42	Debniak, Alex	12-0	10	5	15		
35	Lancaster, Jarek	12-0	8	5	13		
28	Bernard, Harold	12-1	6	7	13	.	.	.	2		
31	Browning, Barry	9-3	9	2	11	.	.	1-0	3	.	1-0	.	.		
0E	Carrington, Devon	7-0	4	3	7		
90	Mauro, Josh	8-0	5	2	7	.	.	.	1		
21	Reynolds, Ed	7-0	5	1	6		
45	Lueders, Blake	10-0	4	2	6	1.0-2		
24	Evans, Quinn	11-0	6	.	6	.	.	.	2		
6	Brown, Terrence	6-1	3	2	5		
49	Gardner, Ben	10-0	2	1	3	2.0-12	1.0-11	.	1	1	.	.	.		
99	Stephens, Terrence	11-0	3	.	3	1.0-1	.	.	2		
5J	Etiz, Brent	1-0	3	.	3	1.0-10		
47	Muagututia, Myles	5-0	2	1	3		
56	Gowan, Jacob	3-0	1	1	2		
93	Murphy, Trent	2-0	2	.	2	1.0-3	1.0-3		
12	Luck, Andrew	12-12	2	.	2		
32	Wilkerson, Anthony	12-0	2	.	2		
TM	TEAM	7-0	2	.	2		
82	Fleener, Coby	12-7	1	.	1		
34	Stewart, Jeremy	7-1	.	1	1		
58	Parry, David	1-0	1	.	1		
77	Mabry, Tyler	12-0	1	.	1		
81	Owusu, Chris	6-3	1	.	1		
84	Roberts, Jemari	7-0	1	.	1		
2	Gatewood, Corey	9-0	1	.	1		
78	Hallick, Brad	3-0	.	1	1		
1E	Seals, Brent	4-0	1	.	1		
25	Gaffney, Tyler	9-0	1	.	1		
Total		12	493	222	715	60-246	28-171	17-153	48	9	12-26	16	1		
Opponents		12	570	284	854	51-126	5-47	7-67	36	9	8-83	8	.		



INDIVIDUAL GAME HIGHS

Rushes	28	Taylor, Stepfan at Notre Dame (Sep 25, 2010)
Yards Rushing	142	Taylor, Stepfan vs Washington State (Oct 23, 2010)
TD Rushes	4	Taylor, Stepfan vs Arizona (Nov 06, 2010)
Long Rush	62	Taylor, Stepfan vs Oregon State (Nov 27, 2010)
Pass attempts	46	Luck, Andrew at Oregon (Oct 02, 2010)
Pass completions	33	Luck, Andrew at Arizona State (Nov 13, 2010)
Yards Passing	341	Luck, Andrew at Oregon (Oct 02, 2010)
TD Passes	4	Luck, Andrew vs Sacramento State (Sep 04, 2010)
	4	Luck, Andrew vs Wake Forest (Sep 18, 2010)
	4	Luck, Andrew vs Oregon State (Nov 27, 2010)
Long Pass	81	Luck, Andrew vs Sacramento State (Sep 04, 2010)
Receptions	10	Baldwin, Doug at Arizona State (Nov 13, 2010)
Yards Receiving	165	Owusu, Chris vs Arizona (Nov 06, 2010)
TD Receptions	2	Baldwin, Doug vs Sacramento State (Sep 04, 2010)
	2	Owusu, Chris vs Wake Forest (Sep 18, 2010)
	2	Baldwin, Doug vs USC (Oct 09, 2010)
	2	Baldwin, Doug vs Oregon State (Nov 27, 2010)
Long Reception	81	Baldwin, Doug vs Sacramento State (Sep 04, 2010)
Field Goals	5	Whitaker, Nate at Notre Dame (Sep 25, 2010)
Long Field Goal	46	Whitaker, Nate at Oregon (Oct 02, 2010)
Punts	4	Zychlinski, Daniel at Oregon (Oct 02, 2010)
	4	Zychlinski, Daniel vs Arizona (Nov 06, 2010)
	4	Zychlinski, Daniel at Arizona State (Nov 13, 2010)
Punting Avg	54.0	Zychlinski, Daniel vs USC (Oct 09, 2010)
Long Punt	64	Zychlinski, Daniel at UCLA (Sep 11, 2010)
Long Punt Return	34	Terrell, Drew at Arizona State (Nov 13, 2010)
Long Kickoff Return	88	Owusu, Chris vs USC (Oct 09, 2010)
Tackles	13	Skov, Shayne vs USC (Oct 09, 2010)
Sacks	2.5	Thomas, Chase vs Oregon State (Nov 27, 2010)
Tackles For Loss	3.5	Thomas, Chase vs Oregon State (Nov 27, 2010)
Interceptions	1	Sherman, Richard at UCLA (Sep 11, 2010)
	1	Keiser, Thomas at UCLA (Sep 11, 2010)
	1	Yancy, Austin vs Wake Forest (Sep 18, 2010)
	1	Marecic, Owen at Notre Dame (Sep 25, 2010)
	1	Howell, Delano at Oregon (Oct 02, 2010)
	1	Thomas, Chase at Oregon (Oct 02, 2010)
	1	Marecic, Owen vs Washington State (Oct 23, 2010)
	1	Skaufel, Taylor vs Washington State (Oct 23, 2010)
	1	Howell, Delano at Washington (Oct 30, 2010)
	1	Bademosi, Johnson at Washington (Oct 30, 2010)
	1	Sherman, Richard vs Arizona (Nov 06, 2010)
	1	Howell, Delano at Arizona State (Nov 13, 2010)
	1	Thomas, Michael at California (Nov 20, 2010)
	1	Sherman, Richard at California (Nov 20, 2010)
	1	Sherman, Richard vs Oregon State (Nov 27, 2010)
	1	Howell, Delano vs Oregon State (Nov 27, 2010)
	1	Browning, Barry vs Oregon State (Nov 27, 2010)

TEAM GAME HIGHS

Rushes	49	at UCLA (Sep 11, 2010)
Yards Rushing	303	vs Wake Forest (Sep 18, 2010)
Yards Per Rush	8.0	vs Wake Forest (Sep 18, 2010)
TD Rushes	6	vs Wake Forest (Sep 18, 2010)
Pass attempts	46	at Oregon (Oct 02, 2010)
Pass completions	33	at Arizona State (Nov 13, 2010)
Yards Passing	341	at Oregon (Oct 02, 2010)
Yards Per Pass	13.2	vs Sacramento State (Sep 04, 2010)
TD Passes	4	vs Sacramento State (Sep 04, 2010)
	4	vs Wake Forest (Sep 18, 2010)
	4	vs Oregon State (Nov 27, 2010)
Total Plays	83	at Arizona State (Nov 13, 2010)
Total Offense	535	vs Wake Forest (Sep 18, 2010)
Yards Per Play	8.5	vs Sacramento State (Sep 04, 2010)
Points	68	vs Wake Forest (Sep 18, 2010)
Sacks By	5	vs Wake Forest (Sep 18, 2010)
First Downs	28	vs Wake Forest (Sep 18, 2010)
	28	vs Washington State (Oct 23, 2010)
	28	at California (Nov 20, 2010)
Penalties	9	at Oregon (Oct 02, 2010)
Penalty Yards	80	vs Washington State (Oct 23, 2010)
Turnovers	3	at Notre Dame (Sep 25, 2010)
	3	at Oregon (Oct 02, 2010)
	3	vs USC (Oct 09, 2010)
Interceptions By	3	vs Oregon State (Nov 27, 2010)

OPPONENT TEAM GAME HIGHS

Rushes	53	vs Wake Forest (Sep 18, 2010)
Yards Rushing	388	at Oregon (Oct 02, 2010)
Yards Per Rush	7.6	at Oregon (Oct 02, 2010)
TD Rushes	4	at Oregon (Oct 02, 2010)
Pass attempts	48	vs Arizona (Nov 06, 2010)
Pass completions	28	vs USC (Oct 09, 2010)
	28	vs Arizona (Nov 06, 2010)
Yards Passing	390	vs USC (Oct 09, 2010)
Yards Per Pass	10.6	vs Washington State (Oct 23, 2010)
TD Passes	4	vs Washington State (Oct 23, 2010)
Total Plays	80	at Oregon (Oct 02, 2010)
Total Offense	626	at Oregon (Oct 02, 2010)
Yards Per Play	7.8	at Oregon (Oct 02, 2010)
Points	52	at Oregon (Oct 02, 2010)
Sacks By	1	vs Sacramento State (Sep 04, 2010)
	1	at Oregon (Oct 02, 2010)
	1	vs USC (Oct 09, 2010)
	1	at Arizona State (Nov 13, 2010)
	1	vs Oregon State (Nov 27, 2010)
First Downs	31	at Oregon (Oct 02, 2010)
Penalties	11	vs Sacramento State (Sep 04, 2010)
Penalty Yards	95	at California (Nov 20, 2010)
Turnovers	5	vs Oregon State (Nov 27, 2010)
Interceptions By	2	at Notre Dame (Sep 25, 2010)
	2	at Oregon (Oct 02, 2010)



Stanford Miscellaneous Statistics

2010 Game-by-Game Starters

Offense	WR	LT	LG	C	RG	RT	TE	QB	RB	FB	WR	PK
Sacramento St.	R.Whalen	Martin	Phillips	Beeler	DeCastro	Hall	Toilolo	Luck	Stewart	Marecic	Baldwin	N. Whitaker
at UCLA	R.Whalen	Martin	Phillips	Beeler	DeCastro	Hall	K. Reuland	Luck	Taylor	Marecic	Baldwin	N. Whitaker
Wake Forest	R.Whalen	Martin	Phillips	Beeler	DeCastro	Hall	Fleener	Luck	Taylor	Marecic	Baldwin	N. Whitaker
at Notre Dame	Owusu	Martin	Phillips	Beeler	DeCastro	Hall	McGillicuddy	Luck	Taylor	Marecic	Baldwin	N. Whitaker
at Oregon	Owusu	Martin	Phillips	Beeler	DeCastro	Hall	K.Reuland	Luck	Taylor	Marecic	Baldwin	N. Whitaker
USC	Owusu	Martin	Phillips	Beeler	DeCastro	Hall	Reuland	Luck	Taylor	R.Whalen(wr)	Baldwin	N. Whitaker
Washington St.	R.Whalen	Martin	Phillips	Beeler	DeCastro	Hall	Fleener	Luck	Taylor	G.Whalen(wr)	Baldwin	N. Whitaker
at Washington	R.Whalen	Martin	Phillips	Beeler	DeCastro	Hall	Fleener	Luck	Taylor	Marecic	K.Reuland(te)	N. Whitaker
Arizona	R.Whalen	Martin	Phillips	Beeler	DeCastro	Hall	Fleener	Luck	Taylor	K.Reuland(te)	Baldwin	N. Whitaker
at Arizona St.	R.Whalen	Martin	Phillips	Beeler	DeCastro	Hall	Fleener	Luck	Taylor	Marecic	Baldwin	N. Whitaker
at California	R.Whalen	Martin	Phillips	Beeler	DeCastro	Hall	Fleener	Luck	Taylor	K.Reuland(te)	Baldwin	N. Whitaker
Oregon St.	R.Whalen	Martin	Phillips	Beeler	DeCastro	Hall	K.Reuland	Luck	Taylor	Marecic	Baldwin	N. Whitaker

Defense	DE	NT	LB	LB	DE/LB	DE/LB	CB	CB	SS	NB/FS	DE	P
Sacramento St.	Masifilo	Fua	Marecic	Bergen	C.Thomas(de)	Keiser(de)	Sherman	Bademosi	Howell	M.Thomas(nb)	Skauful (fs)	Zynchlinski
at UCLA	Masifilo	Fua	Marecic	Bergen	C.Thomas(lb)	Keiser(lb)	Sherman	Bademosi	Howell	M.Thomas(fs)	Bulcke(de)	Zynchlinski
Wake Forest	Masifilo	Fua	Marecic	Skov	C.Thomas(lb)	Keiser(lb)	Sherman	Bademosi	Howell	M.Thomas(fs)	Bulcke(de)	Zynchlinski
at Notre Dame	Masifilo	Fua	Marecic	Skov	C.Thomas(lb)	Keiser(lb)	Sherman	Bademosi	Howell	M.Thomas(fs)	Bulcke(de)	Zynchlinski
at Oregon	Masifilo	Fua	Marecic	Skov	C.Thomas(lb)	Keiser(lb)	Sherman	Bademosi	Howell	Yancy(fs)	Bulcke(de)	Zynchlinski
USC	Masifilo	Fua	Marecic	Skov	C.Thomas(lb)	Keiser(lb)	Sherman	Bademosi	Howell	M.Thomas(fs)	Bulcke(de)	Zynchlinski
Washington St.	Masifilo	Fua	Marecic	Skov	C.Thomas(lb)	Keiser(lb)	Sherman	Bademosi	Yancy	M.Thomas(fs)	Bulcke(de)	Zynchlinski
at Washington	Masifilo	Fua	Marecic	Skov	C.Thomas(de)	Keiser(de)	Sherman	Bademosi	Howell	M.Thomas(nb)	Skaufel(fs)	Zynchlinski
Arizona	Masifilo	Fua	Marecic	Skov	C.Thomas(lb)	Keiser(lb)	Sherman	M.Thomas	Howell	Skaufel(fs)	Bulcke(de)	Zynchlinski
at Arizona St.	Masifilo	Fua	Marecic	Skov	C.Thomas(de)	Keiser(de)	Brown	Browning	Howell	Skaufel(fs)	M.Thomas(nb)	Zynchlinski
at California	Masifilo	Fua	Marecic	Skov	C.Thomas(lb)	Keiser(lb)	Sherman	Browning	Howell	M.Thomas(fs)	Bulcke(de)	Zynchlinski
Oregon St.	Masifilo	Fua	Marecic	Skov	C.Thomas(lb)	Keiser(lb)	Sherman	Browning	Howell	M.Thomas(fs)	Bulcke(de)	Green

Game-by-Game Team Statistics

	Rushing (No.-Yds.-TD)	Passing (C-A-Yds.-TD)	Total Offense (Plays-Yds.)	First Downs (Tot-R-Pa-Pn)	Fumbles No.-Lost	Time of Possession (Min.-Sec.)
Stanford	38-213-3	24-17-316-4	62-529	20-10-9-1	2-2	31:21
Sacramento St.	30-54-1	15-27-113-0	57-157	12-5-5-2	2-1	28:39
#25 Stanford	49-211-1	11-24-151-2	73-362	21-13-8-0	1-0	36:51
at UCLA	33-152-0	11-21-81-0	54-233	15-9-4-2	5-2	23:09
#19 Stanford	38-303-6	20-28-232-4	66-535	28-15-13-0	0-0	29:27
Wake Forest	53-207-3	8-20-76-0	73-283	21-15-4-2	2-1	30:33
#16/17 Stanford	44-166-1	19-32-238-1	76-404	25-11-12-2	1-1	36:25
at Notre Dame	23-44-0	26-45-307-1	68-351	19-4-15-0	1-1	23:35
#9/13 Stanford	31-177-2	29-46-341-2	77-518	25-9-15-1	2-1	33:28
at #4 Oregon	51-388-4	20-29-238-3	80-626	31-22-9-0	1-1	26:32
#16/18 Stanford	36-193-2	20-24-285-3	60-478	27-10-13-4	3-3	30:26
USC	28-108-2	28-46-390-3	74-498	24-7-17-0	1-1	29:34
#12/16 Stanford	47-249-2	20-28-190-3	75-439	28-16-9-3	0-0	37:51
Washington State	23-90-0	21-28-298-4	51-388	19-4-12-3	0-0	22:09
#13/14 Stanford	47-278-4	19-26-192-1	73-470	22-12-10-0	0-0	39:22
at Washington	25-19-0	9-17-88-0	42-107	7-3-3-1	1-0	20:38
#10/12 Stanford	45-217-4	23-32-299-2	77-516	26-11-14-1	0-0	37:03
#13 Arizona	31-180-1	28-48-248-1	79-428	25-11-13-1	0-0	22:57
#7/9 Stanford	42-128-2	33-41-292-0	83-420	27-5-19-3	1-1	42:25
at Arizona State	23-110-1	16-26-158-1	49-268	12-4-7-1	3-1	17:35
#7/8 Stanford	48-232-4	16-21-235-2	69-467	28-14-10-4	0-0	33:03
at California	28-109-0	20-38-190-2	66-299	20-7-12-1	3-1	26:57
#7/8 Stanford	39-165-1	21-30-305-4	69-470	20-9-11-0	1-0	33:49
Oregon State	24-68-0	23-46-217-3	70-285	20-3-14-3	2-2	26:11



Individual Game-by-Game Statistics

Rushing

(No.-Yds.-TD)	Amanam	Gaffney	Stewart	Taylor	Wilkerson	Luck
Sacramento State	8-50-0	8-33-1	5-21-1	3-16-0	7-27-1	3-8-0
at UCLA	3-9-0	8-28-0	dnp	20-85-0	3-12-0	7-63-0
Wake Forest	4-31-0	7-76-2	dnp	8-60-1	6-16-0	3-69-1
at Notre Dame	6-17-0	2-15-0	dnp	28-108-0	1-0-0	4-23-0
at Oregon	2-6-0	dnp	dnp	17-113-1	2-13-0	8-39-1
USC	3-14-0	dnp	dnp	23-104-1	3-15-1	6-40-0
Washington State	0-0-0	dnp	1-0-0	27-142-2	9-55-0	4-11-0
at Washington	1-(1)-0	13-50-1	2-3-0	20-104-2	5-29-0	5-92-1
Arizona	0-0-0	6-15-0	1-8-0	19-82-4	10-81-0	3-25-0
at Arizona State	1-0-0	2-3-0	2-4-0	16-39-0	10-65-0	3-3-0
at California	0-0-0	4-(2)-0	2-2-0	15-59-3	18-67-1	3-72-0
Oregon State	dnp	8-27-0	0-0-0	14-115-1	13-29-0	2-(7)-0

Passing

(Comp.-Att.-Yds.-TD-Int.)	Luck	Loukas	Nunes	Picazo
Sacramento St.	17-23-316-4-0	0-1-0-0-0-0	0-0-0-0-0-0	dnp
at UCLA	11-24-151-2-0	0-0-0-0-0-0	dnp	dnp
Wake Forest	17-23-207-4-0	2-4-18-0-0	1-1-7-0-0	dnp
at Notre Dame	19-32-238-1-2	0-0-0-0-0-0	dnp	dnp
at Oregon	29-46-341-2-2	dnp	dnp	dnp
USC	20-24-285-3-1	dnp	dnp	dnp
Washington State	20-28-190-3-1	0-0-0-0-0-0	dnp	dnp
at Washington	19-26-192-1-1	0-0-0-0-0-0	0-0-0-0-0-0	dnp
Arizona	23-32-299-2-0	dnp	dnp	dnp
at Arizona State	33-41-292-0-1	0-0-0-0-0-0	dnp	dnp
at California	16-20-235-2-0	0-0-0-0-0-0	0-1-0-0-0-0	dnp
Oregon State	21-30-305-4-0	dnp	dnp	0-0-0-0-0-0

Receiving

(No.-Yds.-TD)	Baldwin	R.Whalen	Owusu	Reuland	G.Whalen	Fleener
Sacramento State	4-111-2	4-64-0	dnp	3-37-0	0-0-0	0-0-0
at UCLA	3-50-0	4-40-1	dnp	0-0-0	1-19-0	2-25-1
Wake Forest	3-33-1	2-9-0	3-65-2	2-19-0	3-39-0	1-25-0
at Notre Dame	2-28-0	dnp	2-23-0	3-48-0	3-37-0	4-57-1
at Oregon	3-33-0	dnp	6-52-0	2-21-0	5-78-1	2-41-1
USC	8-98-2	1-18-0	3-73-0	1-2-1	0-0-0	2-46-0
Washington State	5-49-1	6-71-1	dnp	1-11-0	0-0-0	4-23-1
at Washington	5-56-0	5-59-0	1-16-0	0-0-0	0-0-0	1-10-0
Arizona	3-50-0	2-15-0	9-165-1	1-13-0	0-0-0	4-23-0
at Arizona State	10-122-0	5-51-0	dnp	4-35-0	3-40-0	2-11-0
at California	5-97-1	3-34-0	dnp	1-6-0	2-36-0	0-0-0
Oregon State	5-97-2	7-54-0	dnp	0-0-0	0-0-0	0-0-0

Tackles--Defensive Linemen and Linebackers

(UT-AT-TT)	Masifilo	Fua	Marecic	Bergen	C. Thomas	Keiser	Skov
Sacramento St.	0-1-1	0-0-0	0-2-2	<u>3-5-8</u>	3-1-4	1-0-1	dnp
at UCLA	3-0-3	1-0-1	2-0-2	3-0-3	3-2-5	1-2-3	dnp
Wake Forest	0-1-1	2-0-2	3-0-3	2-1-3	2-1-3	1-1-2	2-2-4
at Notre Dame	1-2-3	0-3-3	1-4-5	2-2-4	3-4-7	3-1-4	2-6-8
at Oregon	1-3-4	2-2-4	<u>1-9-10</u>	0-0-0	3-1-4	4-5-9	3-6-9
USC	1-0-1	1-2-3	2-1-3	0-0-0	3-2-5	1-0-1	<u>7-6-13</u>
Washington State	1-0-1	2-0-2	4-1-5	0-0-0	2-1-3	1-2-3	3-1-4
at Washington	3-2-5	1-1-2	1-0-1	0-0-0	<u>7-2-9</u>	2-0-2	7-1-8
Arizona	1-1-2	2-0-2	1-0-1	0-0-0	3-3-6	6-1-7	7-2-9
at Arizona State	0-0-0	0-0-0	3-0-3	0-0-0	6-1-7	2-0-2	6-1-7
at California	3-2-5	0-1-0	<u>5-1-6</u>	1-2-3	3-1-4	0-0-0	<u>2-4-6</u>
Oregon State	3-2-5	1-1-2	4-0-4	0-0-0	<u>8-1-9</u>	0-0-0	3-1-4

(UT-AT-TT)	Sherman	Bademosi	Howell	M. Thomas
Sacramento St.	3-1-4	2-0-2	1-0-1	3-1-4
at UCLA	2-0-2	<u>5-1-6</u>	4-0-4	3-2-5
Wake Forest	3-0-3	0-0-0	2-0-2	<u>7-0-7</u>
at Notre Dame	1-2-3	5-0-5	<u>7-5-12</u>	0-0-0
at Oregon	2-1-3	5-1-6	5-3-8	dnp
USC	8-0-8	6-0-6	6-2-8	2-0-2
Washington State	3-0-3	<u>8-0-8</u>	dnp	1-2-3
at Washington	2-0-2	1-1-2	1-1-2	2-1-3
Arizona	7-3-10	dnp	<u>11-0-11</u>	3-3-6
at Arizona State	1-1-2	dnp	2-0-2	<u>8-1-9</u>
at California	4-1-5	0-1-1	0-2-2	<u>3-3-6</u>
Oregon State	3-1-4	dnp	4-0-4	7-1-8



Turnovers

Opponent	Giveaways			Differential	Takeaways Result
	Fmb	Int	Total		
Sacramento St.	2	0	2	-1	W 52-17 at
UCLA	0	0	0	+4	W 35-0
Wake Forest	0	0	0	+2	W 68-24
at Notre Dame	1	2	3	-1	W 34-14
at Oregon	1	2	3	0	L 31-52
USC	3	0	3	-3	W 37-35
Washington State	0	1	1	+2	W 38-28
at Washington	0	1	1	+1	W 41-0
Arizona	0	0	0	+1	W 42-17
at Arizona State	1	1	2	0	W 17-13
at California	1	2	3	+3	W 48-14
Oregon State	1	3	4	+4	W 38-0

Stanford in the Red Zone

Date	Opponent	Score	Times In RZ	Times Scored	Total Pts	Rush TDs	Pass TDs	FGs Made	Failed to score inside RZ						
									FGA	Down	Int	Fumb	Half	Game	
Sep 04, 2010	SACRAMENTO STATE	W 52-17	6	6	38	5	3	2	1	0	0	0	0	0	0
Sep 11, 2010	at UCLA	W 35-0	5	5	28	3	1	2	2	0	0	0	0	0	0
Sep 18, 2010	WAKE FOREST	W 68-24	8	8	54	8	5	3	0	0	0	0	0	0	0
Sep 25, 2010	at Notre Dame	W 37-14	7	7	30	2	1	1	5	0	0	0	0	0	0
Oct 02, 2010	at Oregon	L 31-52	4	2	14	2	1	1	0	0	1	1	0	0	0
Oct 09, 2010	USC	W 37-35	7	6	37	5	2	3	1	0	0	0	1	0	0
Oct 23, 2010	WASHINGTON STATE	W 38-28	7	6	38	5	2	3	1	0	0	1	0	0	0
Oct 30, 2010	at Washington	W 41-0	6	6	34	4	3	1	2	0	0	0	0	0	0
Nov 06, 2010	ARIZONA	W 42-17	5	5	35	5	4	1	0	0	0	0	0	0	0
Nov 13, 2010	at Arizona State	W 17-13	5	2	14	2	2	0	0	1	0	0	1	1	0
Nov 20, 2010	at California	W 48-14	7	7	45	6	4	2	1	0	0	0	0	0	0
Nov 27, 2010	OREGON STATE	W 38-0	2	1	3	0	0	0	1	0	1	0	0	0	0
Totals			69	61	370	47	28	19	14	1	2	2	2	1	0
61 of 69 (88.4%)															

Opponents in the Red Zone

Date	Opponent	Score	Times In RZ	Times Scored	Total Pts	Rush TDs	Pass TDs	FGs Made	Failed to score inside RZ						
									FGA	Down	Int	Fumb	Half	Game	
Sep 04, 2010	SACRAMENTO STATE	W 52-17	1	1	7	1	1	0	0	0	0	0	0	0	0
Sep 11, 2010	at UCLA	W 35-0	0	0	0	0	0	0	0	0	0	0	0	0	0
Sep 18, 2010	WAKE FOREST	W 68-24	1	0	0	0	0	0	0	0	0	0	0	1	0
Sep 25, 2010	at Notre Dame	W 37-14	3	2	11	1	0	1	1	0	0	0	0	1	0
Oct 02, 2010	at Oregon	L 31-52	4	4	24	3	3	0	1	0	0	0	0	0	0
Oct 09, 2010	USC	W 37-35	5	4	28	4	2	2	0	0	0	0	1	0	0
Oct 23, 2010	WASHINGTON STATE	W 38-28	3	3	21	3	0	3	0	0	0	0	0	0	0
Oct 30, 2010	at Washington	W 41-0	0	0	0	0	0	0	0	0	0	0	0	0	0
Nov 06, 2010	ARIZONA	W 42-17	5	3	17	2	1	1	1	0	2	0	0	0	0
Nov 13, 2010	at Arizona State	W 17-13	3	2	13	2	1	1	0	0	0	0	1	0	0
Nov 20, 2010	at California	W 48-14	2	2	14	2	0	2	0	0	0	0	0	0	0
Nov 27, 2010	OREGON STATE	W 38-0	0	0	0	0	0	0	0	0	0	0	0	0	0
Totals			27	21	135	18	8	10	3	0	2	0	2	2	0
21 of 27 (77.8%)															



Last Time it Happened...

Stanford Team...

Shutout an opponent at home vs. Oregon State, 2010 (38-0)
Shutout an opponent on road at Washington, 2010 (41-0)
 at UCLA, 2010 (35-0)
 Prior: 1974
Two Road Shutouts in a Season at UCLA, 2010 (35-0)
 at Washington, 2010 (41-0)
 Prior: 1968 (at Pacific, at Cal)
Three Shutouts in a Season at UCLA, 2010 (35-0)
2+ Conference Shutouts at Washington, 2010 (41-0)
 Oregon State (38-0)
 Prior: 1969 (Oregon, Washington St., at Oregon State)
Overtime game vs. UCLA, 2005 (L, 30-27)
Last Sellout at Stadium v. USC, 2010 (four times since renovation)
300+ yards passing 305, Oregon State, 2010
 400+ yards passing 434 at Arizona, 2009
 500+ yards passing 581 vs. Arizona State, 1981
300+ yards rushing 303 v. Wake Forest, 2010
 400+ yards rushing 439 at Oregon State, 1981
500+ yards total offense 516 v. Arizona, 2010
 600+ yards total offense 614 vs. San Jose State, 2000
Had 5.0 sacks in a game 5.0 v. Wake Forest, 2010
Beat a Top 20 team at home vs. No. 7 Oregon (51-42), 2009
Beat a Top 15 team at home No. 13 Arizona (42-17), 2010
Beat a Top 10 team at home vs. No. 7 Oregon (51-42), 2009
Beat a Top 5 team at home vs. No. 4 UCLA (38-28), 2001
Beat a Top 20 team on the road at No. 11 USC (55-21), 2009
Beat a Top 15 team on the road at No. 11 USC (55-21), 2009
Beat a Top 10 team on the road at No. 2 USC (24-23), 2007
Beat a Top 5 team on the road at No. 2 USC (24-23), 2007
Nine-straight games over 30 points
 Sac State (52), UCLA (35), W Forest (68), Notre Dame (37)
 ...at Oregon (31), USC (37), WSU (38), at UW (41), AZ (42) 2010
Two-straight games over 50 points Oregon (51), at USC (55), 2009
Scored 60 Points 68 v. Wake Forest, 2010
Forced 5 turnovers 5 vs. Washington State, 2008
Had three interceptions 3 v. Oregon State, 2010
Had 0 turnovers Oregon State, 2010
30+ Points in the First Half 41 v. Wake Forest, 2010
 38, v. Sacramento State, 2010
Shutout in the First Half Oregon State (24-0), 2010

Individual Rushing...

Four touchdowns one gameStepfan Taylor v. Arizona, 2010
 Toby Gerhart v. Cal, 2009
Rushed for 200+ yards 205, Toby Gerhart vs. Notre Dame, 2009
Had a run of 50+ yards 62, Taylor v. Oregon State, 2010
Had a run of 75+ yards83, Anthony Kimble at Washington, 2008
Had 30+ rushing attempts 32, Toby Gerhart vs. Oklahoma, 2009
Two 100-yard rushers, same game
 Toby Gerhart (116) and Anthony Kimble (110) vs. Arizona, 2008

Individual Passing...

Passed for 300+ yards305, Luck v. Oregon State, 2010
Passed for 350+ yards 423, Andrew Luck at Arizona, 2009
Passed for 400+ yards 423, Andrew Luck at Arizona, 2009
Had 30+ completions 37, Steve Stenstrom at Notre Dame, 1994
Had 50+ attempts59, T.C. Ostrander vs. UCLA, 2007
Completed a pass of 50+ yards
 52 yards, Luck to Gaffney v. Oregon St., 2010
Completed a pass of 75+ yards
 81 yards, Luck to Baldwin (TD), v. Sacramento St., 2010
Had 4+ TD passes
 4, Andrew Luck, v. Sacramento St., 2010
 4, Andrew Luck v. Wake Forest, 2010
 4, Andrew Luck v. Oregon State, 2010
 4, Trent Edwards at San Jose State, 2006
Last non-quarterback to throw a TD
 Gerhart to R. Whalen, v. Notre Dame, 2009

Individual Receiving...

Caught 10+ passes 12, Mark Bradford at Washington State, 2007
Had 100+ yards receiving
 122, Baldwin at ASU, 2010
Had 150+ yards receiving 164, Owusu v. Arizona, 2010
 177, Richard Sherman at Washington, 2006

Individual Defender...

Had 15+ tackles 15, Shayne Skov vs. Oklahoma, 2009
Had 20+ tackles 27, Dave Wyman at California, 1986
Had 2+ interceptions 2, Delano Howell vs. Washington, 2009
Had 3+ sacks3, Thomas Keiser vs. San Jose State, 2009
Interception return for TD Richard Sherman vs. USC, 2009
Fumble return for TDMichael Thomas at UCLA, 2010
Stanford recorded a safety at Oregon, 2008
Held to 25 yards or less Rushing at UW, 2010 (19)
Held to 150 yards Total Offense at UW, 2010 (107)

Special Teams Player...

Kickoff return for TD Chris Owusu (91 TD) vs. Washington, 2009
Opening kickoff return for TD
 Chris Owusu (91 TD) vs. Washington, 2009
Punt return for TDRichard Sherman (48 yds) v. SJSU, 2009
Blocked punt for TD
 Richard Sherman (Mark Mueller block) at TCU (29), 2008
Blocked a field goalPannel Egboh vs. Washington State, 2008
50-yard field goal Nate Whitaker at Wake Forest (54), 2009
Blocked a punt Austin Yancy v. Oregon State, 2010
Blocked a PATPannel Egboh at USC, 2007
Scored a TD on a fake field goalBo McNally at Oregon, 2008
Game-winning kick N. Whitaker v. USC, 2010 (30 yards)

Stanford Player Did Something Extraordinary...

Player Scored a TD on Offense and Defense
 Marcic at ND, 2010
 (Rush TD followed 13 seconds by INT TD)

Fourth Quarter Comebacks at Arizona State, 2010
 (trailed 13-10 to begin quarter, one-yard Marcic TD 5:14)
 v. USC, 2010
 (trailed 35-34 with 1:08 left, Whitaker GW 30-yd FG)



Stanford Team in the Rankings

Offense	Pac-10	NCAA
Scoring (40.3 ppg)	2nd	8th
Pass Efficiency (164.3)	1st	7th
Passing Offense (256.3 ypg)	3rd	30th
Rushing (211.0 ypg)	2nd	17th
Total Offense (467.3 ypg)	2nd	14th
3rd Down Percentage (57.8)	1st	1st
Red Zone Percentage (88%)	2nd	17th
Fumbles (8)	t-4th	
Turnover Margin (+1.2 pg)	1st	3rd

Defense	Pac-10	NCAA
Defense (17.8 ppg)	1st	11th
Pass Efficiency Def. (113.11)	2nd	21st
Pass Defense (200.3 ypg)	2nd	32nd
Rush Defense (125.4 ypg)	3rd	24th
Total Defense (325.8 ypg)	2nd	24th
Interceptions (17)	2nd	
Sacks (2.3 spg)	5th	
Fumbles Recovered (12)	2nd	
Tackles for a Loss (5.0 pg)	10th	

Special Teams	Pac-10	NCAA
KO Returns (21.7 ypr)	6th	64th
Net Punting (36.5 ypp)	7th	60th
Punt Returns (12.2 ypr)	5th	32nd

Individuals in the Rankings

Item	Pac-10	NCAA
All Purpose Running		
Taylor (108.3 ypg)	6th	79th
Field Goals		
N. Whitaker (1.4 ppg)	1st	19th
Interceptions		
Howell (0.4 pg)	3rd	31st
Sherman (0.3 pg)	4th	33rd
Completions		
Luck (20.4 pg)	2nd	
Passing Efficiency		
Luck (166.10)	1st	7th
Points Responsible		
Luck (16.2 pg)	2nd	
Punt Return		
Terrell (13.1 yppr)	3rd	16th
Receptions Per Game		
Baldwin (4.7 pg)	7th	55th
Receiving Yards Per Game		
Baldwin (68.7 ypg)	5th	49th
Rushing		
Taylor (85.3 ypg)	6th	43rd
Scoring		
N. Whitaker (9.0 ppg)	2nd	15th
Taylor (8.0 ppg)	5th	42nd
Total Offense		
Luck (290.8 ypg)	1st	16th
Tackles		
Skov (7.2 pg)	11th	
Tackles for a Loss		
C.Thomas (0.96 pg)	8th	88th
Sacks		
C.Thomas (0.63 pg)	3rd	39th
Passes Defended		
Sherman (0.75 pg)	3rd	
Forced Fumbles		
M.Thomas (0.25 pg)	3rd	

Field Goals--Game-by-Game

Player	SAC	@UCLA	WF	@ND	@OR	USC	WSU
N. Whitaker	(23)	(23), (21)	none	(24), (41)	(46)	(30)	(21)
				(36), (33), (29)			
Player	@UW	AZ	at ASU	at Cal	OSU	Bowl	
N. Whitaker	40, (22), (39)	none	34, (44)	(29), (40)	(20)		

Field Goals by Distance

Player	0-19	20-29	30-39	40-49	50+	Total	PATs
N. Whitaker	0-0	9-9	4-5	4-5	--	17-19	57-60

Stanford Scoring Drives

Game	Q	Time / Scoring / Play	Drive
Sac State	1st / 7-0	11:35 / 1-yd Stewart rush TD (N. Whitaker PAT)	7 / 73 yds / 3:25
52-17	1st / 14-0	6:18 / 81 yds Luck --> Baldwin TD (N. Whitaker PAT)	2 / 85 yds / 0:51
	1st 21-7	2:20 / 59 yds Luck --> Taylor TD (N. Whitaker PAT)	2 / 63 yds / 0:51
	2nd / 24-7	10:36 / 23 yds N. Whitaker FG	10 / 78 yds / 4:29
	2nd / 31-7	8:38 / 5 yds Luck --> Ertz TD (N. Whitaker PAT)	2 / 7 yds / 0:34
	2nd / 38-7	1:37 / 15 yds Luck --> Baldwin TD (N. Whitaker PAT)	8 / 62 yds / 3:54
	3rd / 45-14	1:28 / 2 yds Gaffney rush TD (N. Whitaker PAT)	5 / 59 yds / 2:51
	4th / 52-17	2:27 / 1 yd Wilkerson rush TD (N. Whitaker PAT)	11 / 60 yds / 6:02
at UCLA	1st / 7-0	9:31 / 16-yd Luck --> Whalen TD (N. Whitaker PAT)	7 / 61 yds / 3:28
W 35-0	1st 10-0	1:33 / 23-yd N. Whitaker FG	14 / 81 yds / 6:15
	2nd / 13-0	6:49 / 21-yd N. Whitaker FG	7 / 43 yds / 1:56
	3rd / 21-0	0:43 / 1-yd Marecic rush TD (Luck --> Baldwin 2pt)	18 / 68 yds / 9:25
	3rd / 28-0	0:34 / 21-yd M.Thomas fumble recovery TD (NW PAT)	--
	4th / 35-0	8:38 / 3-yd Luck --> Fleener (N. Whitaker PAT)	8 / 51 yds / 5:05
W.Forest	1st / 7-0	9:12 / 8-yd Luck --> Owusu (N. Whitaker PAT)	9 / 64 yds / 4:30
W 68-24	1st / 14-7	6:24 / 35-yd Luck --> Owusu (N. Whitaker PAT)	2 / 38 yds / :27
	2nd / 21-7	13:56 / 4-yd Gaffney rush TD (N. Whitaker PAT)	11 / 82 yds / 3:51
	2nd 27-7	11:12 / 11-yd Luck --> Amanam (N. Whitaker miss)	3 / 27 yds / 1:07
	2nd / 34-7	7:42 / 52-yd Luck rush TD (N. Whitaker PAT)	4 / 70 yds / 2:05
	2nd / 41-7	2:50 / 2-yd Gaffney rush TD (N. Whitaker PAT)	8 / 64 yds / 3:00
	3rd / 48-10	12:59 / 9-yd Taylor rush TD (N. Whitaker PAT)	6 / 62 yds / 1:58
	3rd / 55-17	11:05 / 3-yd Luck --> Baldwin TD (N. Whitaker PAT)	2 / 13 yds / 0:37
	4th / 61-24	8:41 / 15-yd Loukas rush TD (N. Whitaker miss)	12 / 70 yds / 6:34
	4th / 68-24	6:06 / 3-yd Stutz rush TD (N. Whitaker PAT)	4 / 23 yds / 1:44
at N.Dame	1st / 7-3	3:37 / 16-yd Luck --> Fleener (N. Whitaker PAT)	7 / 79 yds / 4:34
W 37-14	1st / 10-3	2:08 / 24-yd N. Whitaker FG	3 / 9 yds / 1:22
	2nd / 13-6	4:54 / 41-yd N. Whitaker FG	16 / 58 yds / 8:28
	2nd / 16-6	:04 / 36-yd N. Whitaker FG	4 / 32 yds / :30
	3rd / 19-6	10:44 / 33-yd N. Whitaker FG	10 / 49 yds / 4:16
	4th / 27-6	7:58 / 1-yd Marecic rush TD (Luck --> Ertz 2pt)	11 / 49 yds / 5:37
	4th / 34-6	7:45 / Marecic interception 20-yd TD	--
	4th / 37-14	1:47 / 29-yd N. Whitaker FG	7 / 21 yds / 4:14
at Oregon	1st / 7-3	5:06 / Luck --> G.Whalen 18-yd TD (N. Whitaker PAT)	11 / 70 yds / 5:55
L 31-52	1st / 14-3	4:02 / Luck rush TD (N. Whitaker PAT)	3 / 12 yds / 1:04
	1st / 21-3	1:08 / Taylor 44-yd rush TD (N. Whitaker PAT)	1 / 44 yds / :10
	2nd / 28-17	7:30 / Luck --> Fleener 36-yd TD (N. Whitaker PAT)	7 / 87 yds / 3:48
	2nd / 31-24	:02 / 46-yd N. Whitaker FG	4 / 40 yds / :50
USC	1st / 7-7	5:39 / Luck --> Baldwin 11-yd TD (N. Whitaker PAT)	5 / 69 yds / 2:30
W 37-35	2nd / 14-7	8:33 / Wilkerson 6-yd rush TD (N. Whitaker PAT)	8 / 84 yds / 3:52
	3rd / 21-14	5:39 / Taylor 1-yd rush TD (N. Whitaker PAT)	14 / 93 yds / 7:27
	4th / 28-21	14:51 / Luck --> Reuland 2-yd TD (N. Whitaker PAT)	6 / 82 yds / 3:00
	4th / 34-28	9:27 / Luck --> Baldwin 7-yd TD (N. Whitaker miss)	3 / 6 yds / 1:30
	4th / 37-35	:00 / N. Whitaker 30-yd field goal	7 / 62 yds / 1:02



**Stanford's Longest Plays
Runs (more than 30 yards)**

58 yards, Luck at Cal, 1Q
 52 yards, Luck, Wake Forest, 2Q (TD)
 51 yards, Luck, at Washington, 1Q (TD)
 48 yards, Loukas, Sacramento State, 3Q
 44 yards, Taylor at Oregon, 1Q (TD)
 39 yards, Wilkerson, Arizona, 1Q
 32 yards, Gaffney, Wake Forest, 3Q
 31 yards, Baldwin, WSU, 1Q
 31 yards, Taylor, USC, 2Q

Passes (30 or more yards)

81 yards, Luck --> Baldwin, Sac State, 1Q (TD)
 59 yards, Luck --> Taylor, Sac State, 1Q (TD)
 47 yards, Luck --> Baldwin, at Cal, 2Q
 45 yards, Luck --> Owusu, Arizona 1Q (TD)
 44 yards, Luck --> Baldwin, Arizona State 2Q
 41 yards, Luck --> Patterson, Oregon, 4Q
 37 yards, Luck --> Owusu, Arizona, 3Q
 36 yards, Luck --> Fleener, Oregon, 2Q (TD)
 35 yards, Luck --> Fleener, USC, 3Q
 35 yards, Luck --> Owusu, USC, 2Q
 35 yards, Luck --> Owusu, W Forest, 1Q (TD)
 34 yards, Luck --> Baldwin, UCLA, 2Q
 33 yards, Luck --> Owusu, Arizona, 4Q
 32 yards, Luck --> Ertz, at Cal, 3Q
 30 yards, Luck --> Whalen, Sac State, 2Q

Kickoff Returns (30 or more yards)

88 yards, Chris Owusu, USC, 4Q
 60 yards, Usua Amanam, W Forest, 1Q
 37 yards, Asua Amanam, WSU, 2Q
 38 yards, Usua Amanam, Sac State, 4Q

Punt Returns (20 or more yards)

34 yards, Terrell, at Arizona State
 32 yards, Terrell, at California
 27 yards, Terrell, Arizona
 22 yards, Baldwin, W. Foreset

Interception Returns (30+)

36 yards, Austin Yancy, W Forest, 2Q

Fumble Returns (10 or more yards)

Michael Thomas, 21 yards at UCLA, 3Q (TD)

WSU	1st / 3-0	12:42 / N. Whitaker 21-yd field goal	4 / 5 yds / 1:29
W 38-28	1st / 10-0	4:33 / Luck --> R.Whalen 7-yd TD (N. Whitaker PAT)	13 / 80 yds / 6:06
	2nd / 17-7	5:23 / Taylor 6-yd rush TD (N. Whitaker PAT)	9 / 73 yds / 4:39
	2nd / 24-7	:47 / Taylor 1-yd rush TD (N. Whitaker PAT)	6 / 80 yds / 2:01
	3rd / 31-7	2:56 / Luck --> Baldwin 17-yd TD (N. Whitaker PAT)	12 / 67 yds / 6:27
	4th / 38-14	6:11 / Luck --> Fleener 4-yd TD (N. Whitaker PAT)	9 / 81 yds / 4:56
at UW	1st / 7-0	8:37 / Luck 51-yd rush TD (N. Whitaker PAT)	5 / 86 yds / 1:51
W 41-0	1st / 14-0	4:20 / Taylor 2-yd rush TD (N. Whitaker PAT)	6 / 42 yds / 2:38
	2nd / 21-0	14:54 / Taylor 3-yd rush TD (N. Whitaker PAT)	6 / 61 yds / 2:08
	2nd / 28-0	8:38 / Gaffney 3-yd rush TD (N. Whitaker PAT)	10 / 80 yds / 4:51
	3rd / 31-0	7:12 / N. Whitaker 22-yard field goal	7 / 18 yds / 3:29
	3rd / 38-0	0:00 / Luck --> Ertz 3-yd TD (N. Whitaker PAT)	10 / 67 yds / 5:11
	4th / 41-0	5:41 / N. Whitaker 39-yard field goal	13 / 51 yds / 7:27
AZ	1st / 7-0	12:05 / Luck --> Owusu 45-yd TD (N. Whitaker PAT)	6 / 69 yds / 2:54
W 42-17	1st / 14-0	11:43 / Taylor 2-yd rush TD (N. Whitaker PAT)	14 / 89 yds / 7:45
	2nd / 21-3	1:18 / Taylor 5-yd rush TD (N. Whitaker PAT)	5 / 35 yds / 1:19
	3rd / 28-3	7:16 / Luck --> Gaffney 5-yd TD (N. Whitaker PAT)	10 / 75 yds / 4:29
	3rd / 35-10	1:24 / Taylor 1-yd rush TD (N. Whitaker PAT)	10 / 78 yds / 4:16
	4th / 42-17	3:23 / Taylor 5-yd rush TD (N. Whitaker PAT)	11 / 83 yds / 5:31
at ASU	1st / 7-0	9:45 / Marecic 1-yd rush TD (N. Whitaker PAT)	9 / 50 yds / 4:16
W 17-13	3rd / 10-7	7:02 / N. Whitaker 44-yd field goal	10 / 41 yds / 4:44
	4th / 17-13	5:14 / Marecic 1-yd rush TD (N. Whitaker PAT)	10 / 85 yds / 5:22
at Cal	1st / 3-0	12:20 / N. Whitaker 29-yd field goal	4 / 15 yds / 1:26
W 48-14	1st / 10-0	3:46 / Taylor 3-yd rush TD (N. Whitaker PAT)	7 / 95 yds / 4:19
	2nd / 17-0	10:44 / Taylor 1-yd rush TD (N. Whitaker PAT)	9 / 86 yds / 3:28
	2nd / 24-0	2:47 / Luck --> Ertz 13-yd TD (N. Whitaker PAT)	9 / 90 yds / 4:59
	2nd / 31-0	:22 / Luck --> Baldwin 19-yd TD (N. Whitaker PAT)	6 / 61 yds / 1:26
	3rd / 38-0	12:09 / Taylor 4-yd rush TD (N. Whitaker PAT)	8 / 64 yds / 2:45
	3rd / 45-0	4:53 / Wilkerson 3-yd rush TD (N. Whitaker PAT)	11 / 56 yds / 5:17
	4th / 48-7	7:35 / N. Whitaker 41-yd field goal	13 / 48 yds / 7:18
OSU	1st / 7-0	9:38 / Luck --> Ertz 21-yd TD (N. Whitaker PAT)	10 / 71 yds / 5:22
W 38-0	1st / 14-0	2:21 / Luck --> Baldwin 44-yd TD (N. Whitaker PAT)	10 / 91 yds / 4:17
	2nd / 17-0	8:08 / N. Whitaker 20-yd field goal	7 / 38 yds / 2:54
	2nd / 24-0	1:56 / Luck --> Baldwin 29-yd TD (N. Whitaker PAT)	9 / 76 yds / 3:59
	3rd / 31-0	5:16 / Taylor 62-yd TD (N. Whitaker PAT)	4 / 80 yds / 1:51
	4th / 38-0	14:50 / Luck --> Gaffney 52-yd TD (N. Whitaker PAT)	6 / 67 yds / 2:51